ROUND TOOLS ONE-STOP

GENERAL SERVICE PROVIDER

广州维赫托机械设备有限公司
电话：+86-020-22883510
邮箱：Victor_12a@163.com
广州市番禺区东环街番禺大道北555号天安总部中心1号楼1401室

Guangzhou Shangna Machinery Co.,Ltd.
Tel:+86-020-22883510
Mail: Victor_12a@163.com
Room 1401, Building 1,Tianan Headquarters Center, No.555 Panyu
Avenue North,Donghuan Subdistrict, Panyu District,Guangzhou,Guangdong

高性能
整体硬质合金钻头

HIGH PERFORMANCE SOLID CARBIDE DRILL

GZVictor

一站式服务
One-stop service

非标定制
Customized solution

百余年技术加持
Sandvik Coromant technical support

http://gzvictor.com.cn/

CATALOG
目录

GZVictor

High performance solid carbide drill
高性能整体硬质合金钻头

05 SFP product introduction
SFP产品介绍

23 SFM product introduction
SFM产品介绍

29 DR200P product introduction
DR200P产品介绍

41 LFRA deep hole drill product introduction
LFRA深孔钻产品介绍

53 SFK product introduction
SFK产品介绍

SFP 产品 YPDrill SFP
SFM 产品 YPDrill SFM
DR200P 产品 YPDrill DR200P
LFRA 深孔钻产品 YPDrill LFRA
SFK 产品 YPDrill SFK

通用
Versatile solution

定制
Customized solution

ISO材料组应用范围 ISO material groups

P K M H

SFP产品介绍

SFP PRODUCT INTRODUCTION

通用高性能整体硬质合金钻头 Versatile high-performance solid carbide drills

概述及应用领域
Overview & application areas

- 应用于通用机械、模具、汽车和能源行业
- 适用于ISO工件材料组P、K、M、H
- 可获孔径公差：IT8-9
- 产品直径范围：D3-D20mm
- 钻孔深度可达8倍径

- Solutions for industry segments such as general machining, D&M, auto and power generation
- Covers ISO-P/K/M/H material groups
- Hole tolerance H8-H9
- Diameter range: 3.0-20.0 mm
- Drill length above 8xDC

特性与益处
Features and benefits

- 覆盖稳定工况和不稳定工况
  Cover both stable and unstable cutting conditions
- 内冷和外冷设计都具备
  Provide both internal & external coolant solutions
- 月牙形切削刃降低切削阻力
  Curve cutting edge generates low cutting force
- 特殊的横刃设计优异的定心能力
  Good centering performance thanks to unique design on central cutting edge
- 容屑槽优化设计改善排屑效果
  Good chips evacuation thanks to chips flute optimization design
- 超微晶粒基体配合纳米复合多层PVD涂层带来长寿命
  extra fine grain size substrate together with multi layers PVD coating generates long tool life

编号规则

ORDERING CODE

S F P 2 03 N — 0900 — 10A — 01DH

S	产品系列 product family
F	刃型 cutting edge type
P	钢件材料 P- material group
2	2 刃 2 cutting edge
03	3 倍径 3xDC
N	内冷 internal coolant
0900	钻头直径 0900-DC9mm drill diameter 0900-DC9mm
10	柄径 shank diameter
A	HA 圆柱柄 HA cylindrical shank
01	基体 AK40 substrate AK40
DH	涂层 coating

VTDrill SFP

通用高性能整体硬质合金钻头 Versatile high-performance solid carbide drills

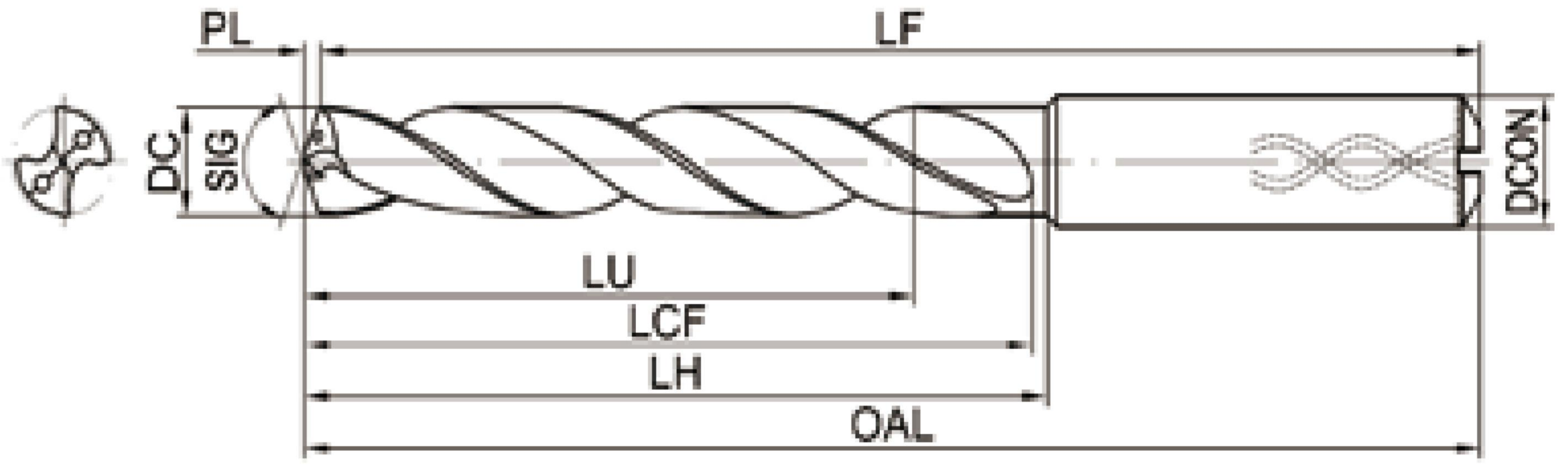

柄部直径公差 Shank diameter tolerance	h6
SIG	140°
最大修磨次数 Max. reconditioning times	5

内冷钻头 internal coolant design

订货号 Ordering code	尺寸 Dimension (mm)							长径比
	DC	LU	LCF	OAL	LF	PL	DCON	ULDR
SFP203N-0300-04-01RA-H	3	9.5	20	62	61.5	0.5	4	3
SFP205N-0300-04-01RA-H	3	15.5	26	66	65.5	0.5	4	5
SFP208N-0300-04-01RA-H	3	24.5	40	78	77.5	0.5	4	8
SFP203N-0310-04-01RA-H	3.1	9.8	20	62	61.5	0.5	4	3
SFP205N-0310-04-01RA-H	3.1	16	26	66	65.5	0.5	4	5
SFP208N-0310-04-01RA-H	3.1	25.3	40	78	77.5	0.5	4	8
SFP203N-0317-04-01RA-H	3.17	10	20	62	61.5	0.5	4	3
SFP205N-0317-04-01RA-H	3.17	16.4	26	66	65.5	0.5	4	5
SFP208N-0317-04-01RA-H	3.17	25.9	40	78	77.5	0.5	4	8
SFP203N-0320-04-01RA-H	3.2	10.1	20	62	61.5	0.5	4	3
SFP205N-0320-04-01RA-H	3.2	16.5	26	66	65.5	0.5	4	5
SFP208N-0320-04-01RA-H	3.2	26.1	40	78	77.5	0.5	4	8
SFP203N-0330-04-01RA-H	3.3	10.5	20	62	61.4	0.6	4	3
SFP205N-0330-04-01RA-H	3.3	17.1	26	66	65.4	0.6	4	5
SFP208N-0330-04-01RA-H	3.3	27	40	78	77.4	0.6	4	8
SFP203N-0340-04-01RA-H	3.4	10.8	20	62	61.4	0.6	4	3
SFP205N-0340-04-01RA-H	3.4	17.6	26	66	65.4	0.6	4	5
SFP208N-0340-04-01RA-H	3.4	27.5	40	78	77.4	0.6	4	8
SFP208N-0345-04-01RA-H	3.45	27.4	40	78	77.4	0.6	4	8
SFP203N-0350-04-01RA-H	3.5	11.1	20	62	61.4	0.6	4	3
SFP205N-0350-04-01RA-H	3.5	18.1	26	66	65.4	0.6	4	5
SFP208N-0350-04-01RA-H	3.5	27.3	40	78	77.4	0.6	4	8
SFP203N-0355-04-01RA-H	3.55	11.2	20	62	61.4	0.6	4	3
SFP208N-0357-04-01RA-H	3.57	27.1	40	78	77.4	0.6	4	8
SFP203N-0360-04-01RA-H	3.6	11.4	20	62	61.4	0.6	4	3
SFP205N-0360-04-01RA-H	3.6	18.5	26	66	65.4	0.6	4	5
SFP208N-0360-04-01RA-H	3.6	27.1	40	78	77.4	0.6	4	8
SFP203N-0370-04-01RA-H	3.7	11.7	20	62	61.4	0.6	4	3
SFP205N-0370-04-01RA-H	3.7	19.1	26	66	65.4	0.6	4	5
SFP208N-0370-04-01RA-H	3.7	27.9	40	78	77.4	0.6	4	8
SFP203N-0380-04-01RA-H	3.8	12.1	24	66	65.4	0.6	4	3
SFP205N-0380-04-01RA-H	3.8	31.1	34	74	73.4	0.6	4	5
SFP208N-0380-04-01RA-H	3.8	31.1	49	87	86.4	0.6	4	8
SFP203N-0390-04-01RA-H	3.9	12.5	24	66	65.4	0.6	4	3
SFP205N-0390-04-01RA-H	3.9	20.2	34	74	73.4	0.6	4	5
SFP208N-0390-04-01RA-H	3.9	31.9	49	87	86.4	0.6	4	8
SFP208N-0397-04-01RA-H	3.97	32.4	49	87	86.3	0.7	4	8
SFP203N-0400-04-01RA-H	4	12.7	24	66	65.3	0.7	4	3
SFP205N-0400-04-01RA-H	4	20.7	34	74	73.3	0.7	4	5
SFP208N-0400-04-01RA-H	4	32.7	49	87	86.3	0.7	4	8

订货号 Ordering code	尺寸 Dimension (mm)							长径比
	DC	LU	LCF	OAL	LF	PL	DCON	ULDR
SFP203N-0410-06-01RA-H	4.1	13	24	66	65.3	0.7	6	3
SFP205N-0410-06-01RA-H	4.1	21.2	34	74	73.3	0.7	6	5
SFP208N-0410-06-01RA-H	4.1	33.5	49	87	86.3	0.7	6	8
SFP203N-0420-06-01RA-H	4.2	13.3	24	66	65.3	0.7	6	3
SFP205N-0420-06-01RA-H	4.2	21.7	34	74	73.3	0.7	6	5
SFP208N-0420-06-01RA-H	4.2	34.3	49	87	86.3	0.7	6	8
SFP203N-0430-06-01RA-H	4.3	13.7	24	66	65.3	0.7	6	3
SFP205N-0430-06-01RA-H	4.3	22.3	34	74	73.3	0.7	6	5
SFP208N-0430-06-01RA-H	4.3	35.2	49	87	86.3	0.7	6	8
SFP203N-0440-06-01RA-H	4.4	14.1	24	66	65.3	0.7	6	3
SFP205N-0440-06-01RA-H	4.4	22.8	34	74	73.3	0.7	6	5
SFP208N-0440-06-01RA-H	4.4	36	49	87	86.3	0.7	6	8
SFP203N-0450-06-01RA-H	4.5	14.3	24	66	65.3	0.7	6	3
SFP205N-0450-06-01RA-H	4.5	23.3	34	74	73.3	0.7	6	5
SFP208N-0450-06-01RA-H	4.5	36.8	49	87	86.3	0.7	6	8
SFP203N-0455-06-01RA-H	4.55	23.5	34	74	73.2	0.8	6	3
SFP203N-0460-06-01RA-H	4.6	14.6	24	66	65.2	0.8	6	3
SFP205N-0460-06-01RA-H	4.6	23.8	34	74	73.2	0.8	6	5
SFP208N-0460-06-01RA-H	4.6	36.8	49	87	86.2	0.8	6	8
SFP203N-0470-06-01RA-H	4.7	14.9	24	66	65.2	0.8	6	3
SFP205N-0470-06-01RA-H	4.7	24.2	34	74	73.2	0.8	6	5
SFP208N-0470-06-01RA-H	4.7	36.6	49	87	86.2	0.8	6	8
SFP203N-0476-06-01RA-H	4.76	15	28	66	65.2	0.8	6	3
SFP208N-0476-06-01RA-H	4.76	36.8	56	94	96.2	0.8	6	8
SFP203N-0480-06-01RA-H	4.8	15.2	28	66	65.2	0.8	6	3
SFP205N-0480-06-01RA-H	4.8	24.8	44	82	81.2	0.8	6	5
SFP208N-0480-06-01RA-H	4.8	39.2	56	94	93.2	0.8	6	8
SFP203N-0490-06-01RA-H	4.9	15.5	28	66	65.2	0.8	6	3
SFP205N-0490-06-01RA-H	4.9	25.3	44	82	81.2	0.8	6	5
SFP208N-0490-06-01RA-H	4.9	40	56	94	93.2	0.8	6	8
SFP203N-0500-06-01RA-H	5	15.8	28	66	65.2	0.8	6	3
SFP205N-0500-06-01RA-H	5	25.8	44	82	81.2	0.8	6	5
SFP208N-0500-06-01RA-H	5	40.8	56	94	93.2	0.8	6	8
SFP203N-0510-06-01RA-H	5.1	16.1	28	66	65.2	0.8	6	3
SFP205N-0510-06-01RA-H	5.1	26.3	44	82	81.2	0.8	6	5
SFP208N-0510-06-01RA-H	5.1	41.6	56	94	93.2	0.8	6	8
SFP205N-0516-06-01RA-H	5.16	26.6	44	82	81.2	0.8	6	5
SFP208N-0516-06-01RA-H	5.16	42.1	56	94	93.1	0.9	6	8
SFP203N-0520-06-01RA-H	5.2	16.4	28	66	65.1	0.9	6	3
SFP205N-0520-06-01RA-H	5.2	26.8	44	82	81.1	0.9	6	5
SFP208N-0520-06-01RA-H	5.2	42.4	56	94	93.1	0.9	6	8

注：① 样本规格以外的需求（特殊直径和长径比等），提供非标订制
All intermediate sizes within diameter range & all intermediate lengths within limits, offered via special

② 切削参数请参考本部分样本的末页
Cutting data, please go to page 18

VTDrill SFP

通用高性能整体硬质合金钻头 Versatile high-performance solid carbide drills

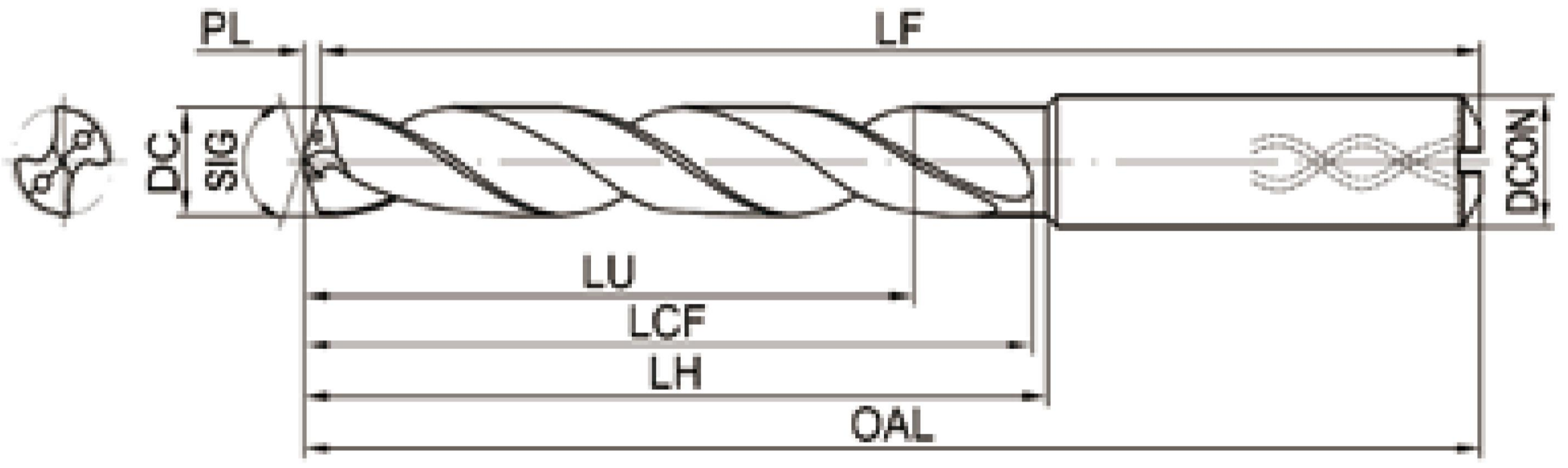

柄部直径公差 Shank diameter tolerance	h6
SIG	140°
最大修磨次数 Max. reconditioning times	5

内冷钻头 internal coolant design

订货号 Ordering code	尺寸 Dimension (mm)							长径比
	DC	LU	LCF	OAL	LF	PL	DCON	ULDR
SFP203N-0530-06-01RA-H	5.3	16.7	28	66	65.1	0.9	6	3
SFP205N-0530-06-01RA-H	5.3	27.3	44	82	81.1	0.9	6	5
SFP203N-0540-06-01RA-H	5.4	17	28	66	65.1	0.9	6	3
SFP205N-0540-06-01RA-H	5.4	27.8	44	82	81.1	0.9	6	5
SFP208N-0540-06-01RA-H	5.4	44	56	94	93.1	0.9	6	8
SFP203N-0550-06-01RA-H	5.5	17.4	28	66	65.1	0.9	6	3
SFP205N-0550-06-01RA-H	5.5	28.4	44	82	81.1	0.9	6	5
SFP208N-0550-06-01RA-H	5.5	44.9	56	94	93.1	0.9	6	8
SFP205N-0555-06-01RA-H	5.55	28.7	44	82	81.1	0.9	6	5
SFP203N-0556-06-01RA-H	5.56	17.5	28	66	65.1	0.9	6	3
SFP205N-0556-06-01RA-H	5.56	28.7	44	82	81.1	0.9	6	5
SFP208N-0556-06-01RA-H	5.56	45.3	56	94	93.1	0.9	6	8
SFP203N-0560-06-01RA-H	5.6	17.7	28	66	65.1	0.9	6	3
SFP205N-0560-06-01RA-H	5.6	28.9	44	82	81.1	0.9	6	5
SFP208N-0560-06-01RA-H	5.6	45.7	56	94	93.1	0.9	6	8
SFP203N-0570-06-01RA-H	5.7	17.9	28	66	65.1	0.9	6	3
SFP205N-0570-06-01RA-H	5.7	29.4	44	82	81	1	6	5
SFP208N-0570-06-01RA-H	5.7	46.5	56	94	93	1	6	8
SFP203N-0580-06-01RA-H	5.8	18	28	66	65	1	6	3
SFP205N-0580-06-01RA-H	5.8	29.9	44	82	81	1	6	5
SFP208N-0580-06-01RA-H	5.8	47.3	56	94	93	1	6	8
SFP203N-0590-06-01RA-H	5.9	18.2	28	66	65	1	6	3
SFP205N-0590-06-01RA-H	5.9	30.4	44	82	81	1	6	5
SFP208N-0590-06-01RA-H	5.9	47.4	56	94	93	1	6	8
SFP203N-0595-06-01RA-H	5.95	18.2	28	66	65	1	6	3
SFP205N-0595-06-01RA-H	5.95	30.7	44	82	81	1	6	5
SFP203N-0600-06-01RA-H	6	18.9	28	66	65	1	6	3
SFP205N-0600-06-01RA-H	6	30.9	44	82	81	1	6	5
SFP208N-0600-06-01RA-H	6	48	56	94	93	1	6	8
SFP203N-0610-08-01RA-H	6.1	19.3	34	79	77.9	1.1	8	3
SFP205N-0610-08-01RA-H	6.1	31.5	53	91	89.9	1.1	8	5
SFP208N-0610-08-01RA-H	6.1	49.8	67	106	104.9	1.1	8	8
SFP203N-0620-08-01RA-H	6.2	19.6	34	79	77.9	1.1	8	3
SFP205N-0620-08-01RA-H	6.2	32	53	91	89.9	1.1	8	5
SFP208N-0620-08-01RA-H	6.2	50.6	67	106	104.9	1.1	8	8
SFP203N-0630-08-01RA-H	6.3	19.9	34	79	77.9	1.1	8	3
SFP205N-0630-08-01RA-H	6.3	32.5	53	91	89.9	1.1	8	5
SFP208N-0630-08-01RA-H	6.3	51.4	67	106	104.9	1.1	8	8
SFP203N-0635-08-01RA-H	6.35	20.1	34	79	78	1.1	8	3
SFP205N-0635-08-01RA-H	6.35	32.8	53	91	90	1.1	8	5
SFP208N-0635-08-01RA-H	6.35	51.8	67	106	104.9	1.1	8	8

订货号 Ordering code	尺寸 Dimension (mm)							长径比
	DC	LU	LCF	OAL	LF	PL	DCON	ULDR
SFP203N-0640-08-01RA-H	6.4	20.2	34	79	77.9	1.1	8	3
SFP205N-0640-08-01RA-H	6.4	33	53	91	89.9	1.1	8	5
SFP208N-0640-08-01RA-H	6.4	52.2	67	106	104.9	1.1	8	8
SFP203N-0650-08-01RA-H	6.5	20.6	34	79	77.9	1.1	8	3
SFP205N-0650-08-01RA-H	6.5	33.6	53	91	89.9	1.1	8	5
SFP208N-0650-08-01RA-H	6.5	53.1	67	106	104.9	1.1	8	8
SFP203N-0660-08-01RA-H	6.6	20.9	34	79	77.9	1.1	8	3
SFP205N-0660-08-01RA-H	6.6	34.1	53	91	89.9	1.1	8	5
SFP208N-0660-08-01RA-H	6.6	53.9	67	106	104.9	1.1	8	8
SFP203N-0670-08-01RA-H	6.7	21.2	34	79	77.9	1.1	8	3
SFP205N-0670-08-01RA-H	6.7	34.6	53	91	89.9	1.1	8	5
SFP208N-0670-08-01RA-H	6.7	54.7	67	106	104.9	1.1	8	8
SFP203N-0675-08-01RA-H	6.75	21.3	34	79	77.9	1.1	8	3
SFP205N-0675-08-01RA-H	6.75	34.8	53	91	89.9	1.1	8	5
SFP208N-0675-08-01RA-H	6.75	55.1	67	106	104.9	1.1	8	8
SFP203N-0680-08-01RA-H	6.8	21.5	34	79	77.9	1.1	8	3
SFP205N-0680-08-01RA-H	6.8	35.1	53	91	89.9	1.1	8	5
SFP208N-0680-08-01RA-H	6.8	55.5	67	106	104.9	1.1	8	8
SFP203N-0690-08-01RA-H	6.9	21.8	34	79	77.8	1.2	8	3
SFP205N-0690-08-01RA-H	6.9	35.6	53	91	89.8	1.2	8	5
SFP208N-0690-08-01RA-H	6.9	56.3	67	106	104.8	1.2	8	8
SFP203N-0700-08-01RA-H	7	22.1	34	79	77.8	1.2	8	3
SFP205N-0700-08-01RA-H	7	36.1	53	91	89.8	1.2	8	5
SFP208N-0700-08-01RA-H	7	57.1	67	106	104.8	1.2	8	8
SFP203N-0710-08-01RA-H	7.1	22.4	41	79	77.8	1.2	8	3
SFP205N-0710-08-01RA-H	7.1	36.6	53	91	89.8	1.2	8	5
SFP203N-0714-08-01RA-H	7.14	22.6	41	79	77.8	1.2	8	3
SFP205N-0714-08-01RA-H	7.14	36.9	53	91	89.8	1.2	8	5
SFP208N-0714-08-01RA-H	7.14	58.3	72	110	108.8	1.2	8	8
SFP203N-0720-08-01RA-H	7.2	22.8	41	79	77.8	1.2	8	3
SFP205N-0720-08-01RA-H	7.2	37.2	53	91	89.8	1.2	8	5
SFP203N-0730-08-01RA-H	7.3	23.1	41	79	77.8	1.2	8	3
SFP205N-0730-08-01RA-H	7.3	37.7	53	91	89.8	1.2	8	5
SFP208N-0730-08-01RA-H	7.3	59.6	72	110	108.8	1.2	8	8
SFP203N-0740-08-01RA-H	7.4	23.4	41	79	77.7	1.3	8	3
SFP205N-0740-08-01RA-H	7.4	38.2	53	91	89.7	1.3	8	5
SFP208N-0740-08-01RA-H	7.4	60.4	72	110	108.7	1.3	8	8
SFP203N-0750-08-01RA-H	7.5	23.7	41	79	77.7	1.3	8	3
SFP205N-0750-08-01RA-H	7.5	38.7	53	91	89.7	1.3	8	5
SFP208N-0750-08-01RA-H	7.5	61.2	72	110	108.7	1.3	8	8
SFP205N-0754-08-01RA-H	7.54	38.9	53	91	89.7	1.3	8	5

注：① 样本规格以外的需求（特殊直径和长径比等），提供非标订制
All intermediate sizes within diameter range & all intermediate lengths within limits, offered via special

② 切削参数请参考本部分样本的末页
Cutting data, please go to page 18

VTDrill SFP

通用高性能整体硬质合金钻头 Versatile high-performance solid carbide drills

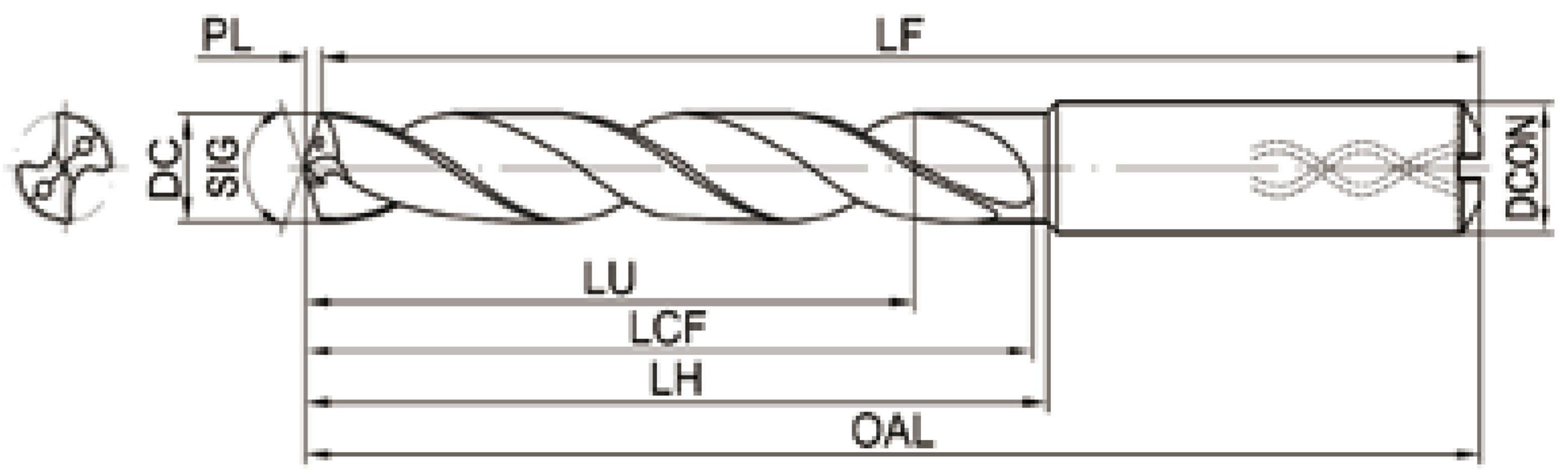

内冷钻头 internal coolant design

柄部直径公差 Shank diameter tolerance	h6
SIG	140°
最大修磨次数 Max. reconditioning times	5

订货号 Ordering code	尺寸 Dimension (mm)							长径比
	DC	LU	LCF	OAL	LF	PL	DCON	ULDR
SFP203N-0760-08-01RA-H	7.6	24	41	79	77.7	1.3	8	3
SFP205N-0760-08-01RA-H	7.6	39.2	53	91	89.7	1.3	8	5
SFP208N-0760-08-01RA-H	7.6	62	72	110	108.7	1.3	8	8
SFP203N-0770-08-01RA-H	7.7	24.3	41	79	77.7	1.3	8	3
SFP205N-0770-08-01RA-H	7.7	39.7	53	91	89.7	1.3	8	5
SFP208N-0770-08-01RA-H	7.7	62.8	72	110	108.7	1.3	8	8
SFP203N-0780-08-01RA-H	7.8	24.7	41	79	77.7	1.3	8	3
SFP205N-0780-08-01RA-H	7.8	40.3	53	91	89.7	1.3	8	5
SFP208N-0780-08-01RA-H	7.8	63.7	72	110	108.7	1.3	8	8
SFP203N-0790-08-01RA-H	7.9	25	41	79	77.7	1.3	8	3
SFP205N-0790-08-01RA-H	7.9	40.8	53	91	89.7	1.3	8	5
SFP203N-0794-08-01RA-H	7.94	25.1	41	79	77.6	1.4	8	3
SFP205N-0794-08-01RA-H	7.94	41	53	91	89.6	1.4	8	5
SFP208N-0794-08-01RA-H	7.94	64.8	72	110	108.6	1.4	8	8
SFP203N-0800-08-01RA-H	8	25.3	41	79	77.6	1.4	8	3
SFP205N-0800-08-01RA-H	8	41.3	53	91	89.6	1.4	8	5
SFP208N-0800-08-01RA-H	8	56	72	110	108.6	1.4	8	7
SFP203N-0810-10-01RA-H	8.1	25.6	47	89	87.6	1.4	10	3
SFP205N-0810-10-01RA-H	8.1	41.8	61	103	101.6	1.4	10	5
SFP208N-0810-10-01RA-H	8.1	66.1	80	122	120.6	1.4	10	8
SFP205N-0815-10-01RA-H	8.15	42.1	53	91	89.6	1.4	10	5
SFP203N-0820-10-01RA-H	8.2	25.9	47	89	87.6	1.4	10	3
SFP205N-0820-10-01RA-H	8.2	42.3	61	103	101.6	1.4	10	5
SFP208N-0820-10-01RA-H	8.2	66.9	80	122	120.6	1.4	10	8
SFP203N-0830-10-01RA-H	8.3	26.3	47	89	87.6	1.4	10	3
SFP205N-0830-10-01RA-H	8.3	42.9	61	103	101.6	1.4	10	5
SFP208N-0830-10-01RA-H	8.3	67.8	80	122	120.6	1.4	10	8
SFP205N-0833-10-01RA-H	8.33	43	61	103	101.6	1.4	10	5
SFP203N-0840-10-01RA-H	8.4	26.6	47	89	87.6	1.4	10	3
SFP205N-0840-10-01RA-H	8.4	43.4	61	103	101.6	1.4	10	5
SFP208N-0840-10-01RA-H	8.4	68.6	80	122	120.6	1.4	10	8
SFP203N-0850-10-01RA-H	8.5	26.9	47	89	87.6	1.4	10	3
SFP205N-0850-10-01RA-H	8.5	43.9	61	103	101.6	1.4	10	5
SFP208N-0850-10-01RA-H	8.5	69.4	80	122	120.6	1.4	10	8
SFP203N-0860-10-01RA-H	8.6	27.2	47	89	87.5	1.5	10	3
SFP205N-0860-10-01RA-H	8.6	44.4	61	103	101.5	1.5	10	5
SFP208N-0860-10-01RA-H	8.6	70.2	80	122	120.5	1.5	10	8
SFP203N-0870-10-01RA-H	8.7	27.5	47	89	87.5	1.5	10	3
SFP205N-0870-10-01RA-H	8.7	44.9	61	103	101.5	1.5	10	5
SFP208N-0870-10-01RA-H	8.7	71	80	122	120.5	1.5	10	8

订货号 Ordering code	尺寸 Dimension (mm)							长径比
	DC	LU	LCF	OAL	LF	PL	DCON	ULDR
SFP203N-0873-10-01RA-H	8.73	27.6	47	89	87.5	1.5	10	3
SFP205N-0873-10-01RA-H	8.73	45.1	61	103	101.5	1.5	10	5
SFP208N-0873-10-01RA-H	8.73	71.3	80	122	120.5	1.5	10	8
SFP203N-0880-10-01RA-H	8.8	27.8	47	89	87.5	1.5	10	3
SFP205N-0880-10-01RA-H	8.8	45.4	61	103	101.5	1.5	10	5
SFP208N-0880-10-01RA-H	8.8	71.8	80	122	120.5	1.5	10	8
SFP203N-0890-10-01RA-H	8.9	28	47	89	87.5	1.5	10	3
SFP205N-0890-10-01RA-H	8.9	45.9	61	103	101.5	1.5	10	5
SFP203N-0900-10-01RA-H	9	28.5	47	89	87.5	1.5	10	3
SFP205N-0900-10-01RA-H	9	46.5	61	103	101.5	1.5	10	5
SFP208N-0900-10-01RA-H	9	72	80	122	120.5	1.5	10	8
SFP203N-0910-10-01RA-H	9.1	28.8	47	89	87.5	1.5	10	3
SFP205N-0910-10-01RA-H	9.1	47	61	103	101.5	1.5	10	5
SFP208N-0910-10-01RA-H	9.1	63.7	80	122	120.5	1.5	10	7
SFP203N-0920-10-01RA-H	9.2	29.1	47	89	87.4	1.6	10	3
SFP205N-0920-10-01RA-H	9.2	47.5	61	103	101.4	1.6	10	5
SFP208N-0920-10-01RA-H	9.2	64.4	80	122	120.4	1.6	10	7
SFP203N-0930-10-01RA-H	9.3	29.4	47	89	87.4	1.6	10	3
SFP205N-0930-10-01RA-H	9.3	48	61	103	101.4	1.6	10	5
SFP208N-0930-10-01RA-H	9.3	65.1	80	122	120.4	1.6	10	7
SFP203N-0940-10-01RA-H	9.4	29.7	47	89	87.4	1.6	10	3
SFP205N-0940-10-01RA-H	9.4	48.5	61	103	101.4	1.6	10	5
SFP208N-0940-10-01RA-H	9.4	65.8	80	122	120.4	1.6	10	7
SFP203N-0950-10-01RA-H	9.5	30	47	89	87.4	1.6	10	3
SFP205N-0950-10-01RA-H	9.5	48.7	61	103	101.4	1.6	10	5
SFP208N-0950-10-01RA-H	9.5	66.5	80	122	120.4	1.6	10	7
SFP203N-0952-10-01RA-H	9.52	30.1	47	89	87.4	1.6	10	3
SFP205N-0952-10-01RA-H	9.52	48.6	61	103	101.4	1.6	10	5
SFP208N-0952-10-01RA-H	9.52	66.6	80	122	120.4	1.6	10	7
SFP205N-0955-10-01RA-H	9.55	48.6	61	103	101.4	1.6	10	5
SFP203N-0960-10-01RA-H	9.6	30.3	47	89	87.4	1.6	10	3
SFP205N-0960-10-01RA-H	9.6	48.5	61	103	101.4	1.6	10	5
SFP208N-0960-10-01RA-H	9.6	67.2	80	122	120.4	1.6	10	7
SFP203N-0970-10-01RA-H	9.7	30.7	47	89	87.3	1.7	10	3
SFP205N-0970-10-01RA-H	9.7	48.4	61	103	101.4	1.6	10	5
SFP208N-0970-10-01RA-H	9.7	67.9	80	122	120.3	1.7	10	7
SFP203N-0980-10-01RA-H	9.8	31	47	89	87.3	1.7	10	3
SFP205N-0980-10-01RA-H	9.8	48.3	61	103	101.3	1.7	10	5
SFP208N-0980-10-01RA-H	9.8	68.6	80	122	120.3	1.7	10	7

注：① 样本规格以外的需求（特殊直径和长径比等），提供非标订制
All intermediate sizes within diameter range & all intermediate lengths within limits, offered via special

② 切削参数请参考本部分样本的末页
Cutting data, please go to page 18

VTDrill SFP

通用高性能整体硬质合金钻头 Versatile high-performance solid carbide drills

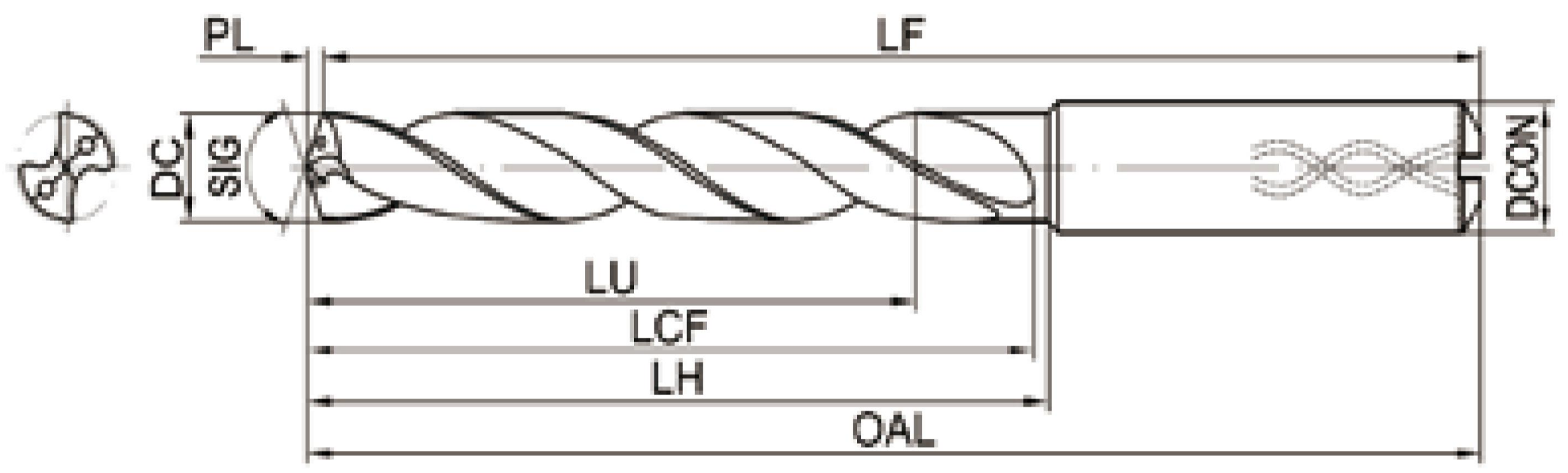

内冷钻头 internal coolant design

柄部直径公差 Shank diameter tolerance	h6
SIG	140°
最大修磨次数 Max. reconditioning times	5

订货号 Ordering code	尺寸 Dimension (mm)							长径比
	DC	LU	LCF	OAL	LF	PL	DCON	ULDR
SFP203N-0990-10-01RA-H	9.9	31.3	47	89	87.3	1.7	10	3
SFP205N-0990-10-01RA-H	9.9	48.1	61	103	101.3	1.7	10	5
SFP208N-0990-10-01RA-H	9.9	69.3	80	122	120.3	1.7	10	7
SFP208N-0992-10-01RA-H	9.92	69.4	80	122	120.3	1.7	10	7
SFP203N-1000-10-01RA-H	10	31.6	47	89	87.3	1.7	10	3
SFP205N-1000-10-01RA-H	10	50	61	103	101.3	1.7	10	5
SFP208N-1000-10-01RA-H	10	70	80	122	120.3	1.7	10	7
SFP203N-1010-12-01RA-H	10.1	31.9	55	102	100.3	1.7	12	3
SFP205N-1010-12-01RA-H	10.1	52.1	71	118	116.3	1.7	12	5
SFP208N-1010-12-01RA-H	10.1	82.4	96	141	139.3	1.7	12	8
SFP203N-1020-12-01RA-H	10.2	32.3	55	102	100.3	1.7	12	3
SFP205N-1020-12-01RA-H	10.2	52.7	71	118	116.3	1.7	12	5
SFP208N-1020-12-01RA-H	10.2	83.3	96	141	139.3	1.7	12	8
SFP203N-1030-12-01RA-H	10.3	32.6	55	102	100.2	1.8	12	3
SFP205N-1030-12-01RA-H	10.3	53.2	71	118	116.2	1.8	12	5
SFP208N-1030-12-01RA-H	10.3	84.1	96	141	139.2	1.8	12	8
SFP203N-1032-12-01RA-H	10.32	32.6	55	102	100.2	1.8	12	3
SFP205N-1032-12-01RA-H	10.32	53.3	71	118	116.2	1.8	12	5
SFP203N-1040-12-01RA-H	10.4	32.9	55	102	100.2	1.8	12	3
SFP205N-1040-12-01RA-H	10.4	53.7	71	118	116.2	1.8	12	5
SFP208N-1040-12-01RA-H	10.4	84.9	96	141	139.2	1.8	12	8
SFP203N-1050-12-01RA-H	10.5	33.2	55	102	100.2	1.8	12	3
SFP205N-1050-12-01RA-H	10.5	54.2	71	118	116.2	1.8	12	5
SFP208N-1050-12-01RA-H	10.5	84	96	141	139.2	1.8	12	8
SFP203N-1060-12-01RA-H	10.6	33.5	55	102	100.2	1.8	12	3
SFP205N-1060-12-01RA-H	10.6	54.7	71	118	116.2	1.8	12	5
SFP203N-1070-12-01RA-H	10.7	33.8	55	102	100.2	1.8	12	3
SFP205N-1070-12-01RA-H	10.7	55.2	71	118	116.2	1.8	12	5
SFP205N-1071-12-01RA-H	10.71	55.3	71	118	116.2	1.8	12	5
SFP203N-1080-12-01RA-H	10.8	34.2	55	102	100.2	1.8	12	3
SFP205N-1080-12-01RA-H	10.8	55.8	71	118	116.2	1.8	12	5
SFP208N-1080-12-01RA-H	10.8	86.4	96	141	139.2	1.8	12	8
SFP203N-1090-12-01RA-H	10.9	34.6	55	102	100.2	1.8	12	3
SFP205N-1090-12-01RA-H	10.9	56.3	71	118	116.1	1.9	12	5
SFP203N-1100-12-01RA-H	11	34.8	55	102	100.1	1.9	12	3
SFP205N-1100-12-01RA-H	11	56.8	71	118	116.1	1.9	12	5
SFP208N-1100-12-01RA-H	11	77	96	141	139.1	1.9	12	7
SFP203N-1110-12-01RA-H	11.1	35.1	55	102	100.1	1.9	12	3
SFP205N-1110-12-01RA-H	11.1	57.3	71	118	116.1	1.9	12	5
SFP208N-1110-12-01RA-H	11.1	78	96	141	139.1	1.9	12	7

订货号 Ordering code	尺寸 Dimension (mm)							长径比
	DC	LU	LCF	OAL	LF	PL	DCON	ULDR
SFP203N-1111-12-01RA-H	11.11	35.1	55	102	100.1	1.9	12	3
SFP208N-1111-12-01RA-H	11.11	77.8	96	141	139.1	1.9	12	7
SFP203N-1120-12-01RA-H	11.2	35.4	55	102	100.1	1.9	12	3
SFP205N-1120-12-01RA-H	11.2	57.6	71	118	116.1	1.9	12	5
SFP203N-1130-12-01RA-H	11.3	35.7	55	102	100.1	1.9	12	3
SFP205N-1130-12-01RA-H	11.3	57.4	71	118	116.1	1.9	12	5
SFP208N-1130-12-01RA-H	11.3	79.1	96	141	139.1	1.9	12	7
SFP203N-1140-12-01RA-H	11.4	36.1	55	102	100	2	12	3
SFP205N-1140-12-01RA-H	11.4	57.3	71	118	116.1	1.9	12	5
SFP203N-1150-12-01RA-H	11.5	36.4	55	102	100	2	12	3
SFP205N-1150-12-01RA-H	11.5	57.2	71	118	116	2	12	5
SFP208N-1150-12-01RA-H	11.5	80.5	96	141	139	2	12	7
SFP203N-1160-12-01RA-H	11.6	36.7	55	102	100	2	12	3
SFP205N-1160-12-01RA-H	11.6	57.1	71	118	116	2	12	5
SFP203N-1170-12-01RA-H	11.7	37	55	102	100	2	12	3
SFP205N-1170-12-01RA-H	11.7	57	71	118	116	2	12	5
SFP203N-1180-12-01RA-H	11.8	37.3	55	102	100	2	12	3
SFP205N-1180-12-01RA-H	11.8	56.8	71	118	116	2	12	5
SFP208N-1180-12-01RA-H	11.8	82.6	96	141	139	2	12	7
SFP203N-1190-12-01RA-H	11.9	37.6	55	102	100	2	12	3
SFP205N-1190-12-01RA-H	11.9	58.2	71	118	116	2	12	5
SFP208N-1190-12-01RA-H	11.9	83.3	96	141	139	2	12	7
SFP203N-1200-12-01RA-H	12	38	55	102	99.9	2.1	12	3
SFP205N-1200-12-01RA-H	12	60	71	118	115.9	2.1	12	5
SFP208N-1200-12-01RA-H	12	84	96	141	138.9	2.1	12	7
SFP203N-1210-14-01RA-H	12.1	38.3	60	107	104.9	2.1	14	3
SFP205N-1210-14-01RA-H	12.1	62.5	77	124	121.9	2.1	14	5
SFP208N-1210-14-01RA-H	12.1	96.8	108	155	152.9	2.1	14	8
SFP203N-1220-14-01RA-H	12.2	38.6	60	107	104.9	2.1	14	3
SFP205N-1220-14-01RA-H	12.2	62.4	77	124	121.9	2.1	14	5
SFP208N-1220-14-01RA-H	12.2	97.6	108	155	152.9	2.1	14	8
SFP203N-1230-14-01RA-H	12.3	38.9	60	107	104.9	2.1	14	3
SFP205N-1230-14-01RA-H	12.3	62.2	77	124	121.9	2.1	14	5
SFP208N-1230-14-01RA-H	12.3	98.4	108	155	152.9	2.1	14	8
SFP203N-1240-14-01RA-H	12.4	39.2	60	107	104.9	2.1	14	3
SFP205N-1240-14-01RA-H	12.4	62.6	77	124	121.9	2.1	14	5
SFP203N-1250-14-01RA-H	12.5	39.5	60	107	104.9	2.1	14	3
SFP205N-1250-14-01RA-H	12.5	63	77	124	121.9	2.1	14	5
SFP208N-1250-14-01RA-H	12.5	88	108	155	152.9	2.1	14	7
SFP203N-1260-14-01RA-H	12.6	39.9	60	107	104.8	2.2	14	3
SFP205N-1260-14-01RA-H	12.6	63.5	77	124	121.9	2.1	14	5

注：① 样本规格以外的需求（特殊直径和长径比等），提供非标订制
All intermediate sizes within diameter range & all intermediate lengths within limits, offered via special

② 切削参数请参考本部分样本的末页
Cutting data, please go to page 18

VTDrill SFP

通用高性能整体硬质合金钻头 Versatile high-performance solid carbide drills

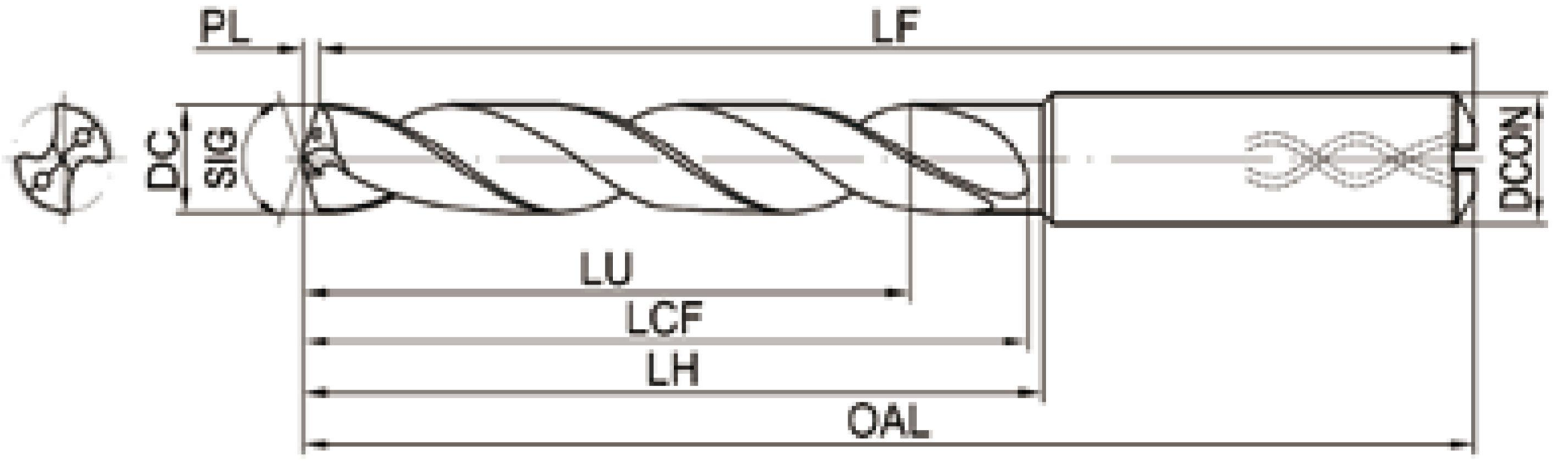

内冷钻头 internal coolant design

柄部直径公差 Shank diameter tolerance	h6
SIG	140°
最大修磨次数 Max. reconditioning times	5

订货号 Ordering code	尺寸 Dimension (mm)							长径比
	DC	LU	LCF	OAL	LF	PL	DCON	ULDR
SFP203N-1270-14-01RA-H	12.7	40.2	60	107	104.8	2.2	14	3
SFP205N-1270-14-01RA-H	12.7	64	77	124	121.8	2.2	14	5
SFP208N-1270-14-01RA-H	12.7	88.9	108	155	152.8	2.2	14	7
SFP203N-1280-14-01RA-H	12.8	40.5	60	107	104.8	2.2	14	3
SFP205N-1280-14-01RA-H	12.8	64.6	77	124	121.8	2.2	14	5
SFP208N-1280-14-01RA-H	12.8	89.6	108	155	152.8	2.2	14	7
SFP203N-1290-14-01RA-H	12.9	40.8	60	107	104.8	2.2	14	3
SFP205N-1290-14-01RA-H	12.9	65	77	124	121.8	2.2	14	5
SFP203N-1300-14-01RA-H	13	41.1	60	107	104.8	2.2	14	3
SFP205N-1300-14-01RA-H	13	61.4	77	124	121.8	2.2	14	5
SFP208N-1300-14-01RA-H	13	91	108	155	152.8	2.2	14	7
SFP203N-1310-14-01RA-H	13.1	41.4	60	107	104.7	2.3	14	3
SFP205N-1310-14-01RA-H	13.1	61.3	77	124	121.7	2.3	14	5
SFP208N-1310-14-01RA-H	13.1	91.7	108	155	152.7	2.3	14	7
SFP203N-1320-14-01RA-H	13.2	40.2	60	107	104.7	2.3	14	3
SFP205N-1320-14-01RA-H	13.2	57.2	77	124	121.7	2.3	14	5
SFP205N-1325-14-01RA-H	13.25	61.1	77	124	121.7	2.3	14	5
SFP203N-1330-14-01RA-H	13.3	40.1	60	107	104.7	2.3	14	3
SFP205N-1330-14-01RA-H	13.3	57.1	77	124	121.7	2.3	14	5
SFP203N-1340-14-01RA-H	13.4	39.9	60	107	104.7	2.3	14	3
SFP205N-1340-14-01RA-H	13.4	56.9	77	124	121.7	2.3	14	5
SFP203N-1350-14-01RA-H	13.5	42.7	60	107	104.7	2.3	14	3
SFP205N-1350-14-01RA-H	13.5	60.8	77	124	121.7	2.3	14	5
SFP208N-1350-14-01RA-H	13.5	94.5	108	155	152.7	2.3	14	7
SFP203N-1360-14-01RA-H	13.6	39.6	60	107	104.6	2.4	14	3
SFP205N-1360-14-01RA-H	13.6	56.6	77	124	121.6	2.4	14	5
SFP203N-1370-14-01RA-H	13.7	39.5	60	107	104.6	2.4	14	3
SFP205N-1370-14-01RA-H	13.7	56.5	77	124	121.6	2.4	14	5
SFP205N-1375-14-01RA-H	13.75	60.5	77	124	121.6	2.4	14	5
SFP203N-1380-14-01RA-H	13.8	43.4	60	107	104.6	2.4	14	3
SFP205N-1380-14-01RA-H	13.8	60.4	77	124	121.6	2.4	14	5
SFP208N-1380-14-01RA-H	13.8	96.6	108	155	152.6	2.4	14	7
SFP205N-1389-14-01RA-H	13.89	60.3	77	124	121.6	2.4	14	5
SFP203N-1390-14-01RA-H	13.9	39.2	60	107	104.6	2.4	14	3
SFP205N-1390-14-01RA-H	13.9	56.2	77	124	121.6	2.4	14	5
SFP203N-1400-14-01RA-H	14	44.3	60	107	104.6	2.4	14	3
SFP205N-1400-14-01RA-H	14	63	77	124	121.6	2.4	14	5
SFP208N-1400-14-01RA-H	14	98	108	155	152.6	2.4	14	7
SFP203N-1410-16-01RA-H	14.1	43.9	65	115	112.5	2.5	16	3
SFP205N-1410-16-01RA-H	14.1	61.9	83	133	130.5	2.5	16	5

订货号 Ordering code	尺寸 Dimension (mm)							长径比
	DC	LU	LCF	OAL	LF	PL	DCON	ULDR
SFP203N-1420-16-01RA-H	14.2	43.7	65	115	112.5	2.5	16	3
SFP205N-1420-16-01RA-H	14.2	61.7	83	133	130.5	2.5	16	5
SFP203N-1425-16-01RA-H	14.25	45	65	115	112.5	2.5	16	3
SFP205N-1425-16-01RA-H	14.25	68.8	83	133	130.5	2.5	16	5
SFP203N-1429-16-01RA-H	14.29	45.2	65	115	112.5	2.5	16	3
SFP205N-1429-16-01RA-H	14.29	68.7	83	133	130.5	2.5	16	5
SFP203N-1430-16-01RA-H	14.3	43.6	65	115	112.5	2.5	16	3
SFP205N-1430-16-01RA-H	14.3	61.6	83	133	130.5	2.5	16	5
SFP203N-1440-16-01RA-H	14.4	43.4	65	115	112.5	2.5	16	3
SFP205N-1440-16-01RA-H	14.4	61.4	83	133	130.5	2.5	16	5
SFP203N-1450-16-01RA-H	14.5	45.8	65	115	112.5	2.5	16	3
SFP205N-1450-16-01RA-H	14.5	68.5	83	133	130.5	2.5	16	5
SFP203N-1460-16-01RA-H	14.6	43.1	65	115	112.5	2.5	16	3
SFP205N-1460-16-01RA-H	14.6	61.1	83	133	130.5	2.5	16	5
SFP203N-1469-16-01RA-H	14.69	46.4	65	115	112.5	2.5	16	3
SFP203N-1470-16-01RA-H	14.7	43.0	65	115	112.5	2.5	16	3
SFP205N-1470-16-01RA-H	14.7	61.0	83	133	130.5	2.5	16	5
SFP203N-1480-16-01RA-H	14.8	46.6	65	115	112.5	2.5	16	3
SFP205N-1480-16-01RA-H	14.8	68.2	83	133	131	2.6	16	5
SFP203N-1490-16-01RA-H	14.9	42.7	65	115	112.4	2.6	16	3
SFP205N-1490-16-01RA-H	14.9	60.7	83	133	130.4	2.6	16	5
SFP203N-1500-16-01RA-H	15	47.4	65	115	112.4	2.6	16	3
SFP205N-1500-16-01RA-H	15	68	83	133	130.4	2.6	16	5
SFP203N-1510-16-01RA-H	15.1	42.4	65	115	112.4	2.6	16	3
SFP205N-1510-16-01RA-H	15.1	60.4	83	133	130.4	2.6	16	5
SFP203N-1520-16-01RA-H	15.2	42.2	65	115	112.4	2.6	16	3
SFP205N-1520-16-01RA-H	15.2	60.2	83	133	130.4	2.6	16	5
SFP203N-1530-16-01RA-H	15.3	42.1	65	115	112.4	2.6	16	3
SFP205N-1530-16-01RA-H	15.3	60.1	83	133	130.4	2.6	16	5
SFP203N-1540-16-01RA-H	15.4	41.9	65	115	112.4	2.6	16	3
SFP205N-1540-16-01RA-H	15.4	59.9	83	133	130.4	2.6	16	5
SFP203N-1550-16-01RA-H	15.5	49	65	115	112.3	2.7	16	3
SFP205N-1550-16-01RA-H	15.5	67.5	83	133	130.3	2.7	16	5
SFP203N-1560-16-01RA-H	15.6	41.6	65	115	112.3	2.7	16	3
SFP205N-1560-16-01RA-H	15.6	59.6	83	133	130.3	2.7	16	5
SFP203N-1570-16-01RA-H	15.7	41.5	65	115	112.3	2.7	16	3
SFP205N-1570-16-01RA-H	15.7	59.5	83	133	130.3	2.7	16	5
SFP203N-1580-16-01RA-H	15.8	49.2	65	115	112.2	2.8	16	3
SFP205N-1580-16-01RA-H	15.8	67.2	83	133	130.2	2.8	16	5
SFP203N-1587-16-01RA-H	15.87	49.1	65	115	112.2	2.8	16	3

注：① 样本规格以外的需求（特殊直径和长径比等），提供非标订制
All intermediate sizes within diameter range & all intermediate lengths within limits, offered via special

② 切削参数请参考本部分样本的末页
Cutting data, please go to page 18

VTDrill SFP

通用高性能整体硬质合金钻头 Versatile high-performance solid carbide drills

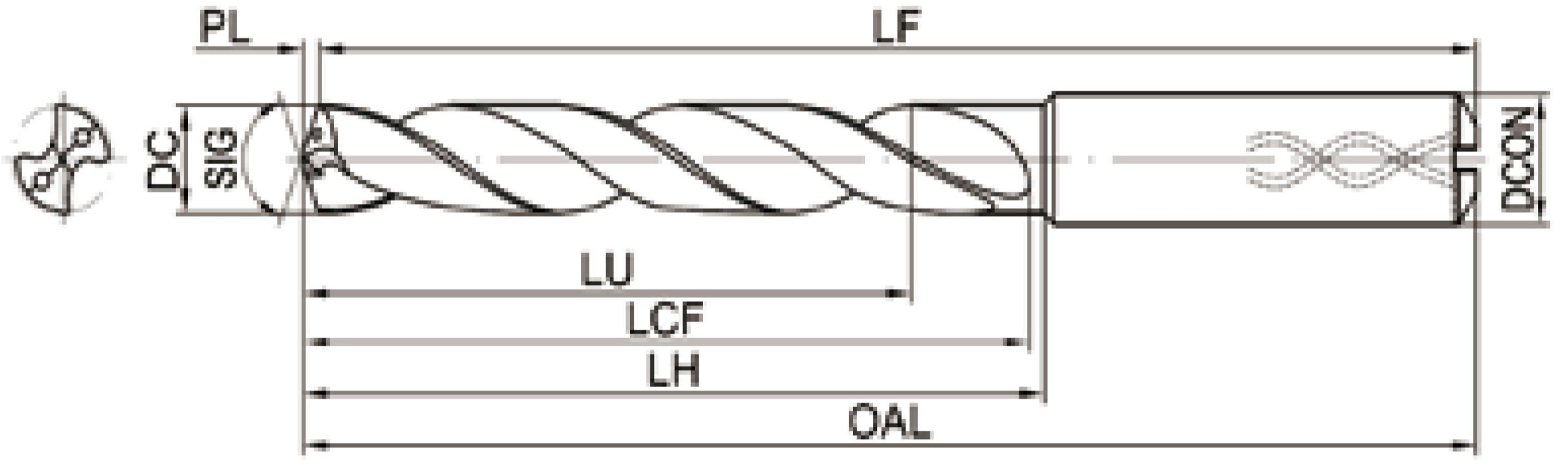

内冷钻头 internal coolant design

柄部直径公差 Shank diameter tolerance h6
SIG 140°
最大修磨次数 Max. reconditioning times 5

订货号 Ordering code	尺寸 Dimension (mm)							长径比
	DC	LU	LCF	OAL	LF	PL	DCON	ULDR
SFP203N-1590-16-01RA-H	15.9	41.2	65	115	112.2	2.8	16	3
SFP205N-1590-16-01RA-H	15.9	59.2	83	133	130.2	2.8	16	5
SFP203N-1600-16-01RA-H	16	49	65	115	112.2	2.8	16	3
SFP205N-1600-16-01RA-H	16	67	83	133	130.2	2.8	16	5
SFP208N-1600-16-01RA-H	16	111	121	171	168.2	2.8	16	7
SFP203N-1650-18-01RA-H	16.5	52.1	73	123	120.2	2.8	18	3
SFP205N-1650-18-01RA-H	16.5	76.5	93	143	140.2	2.8	18	5
SFP203N-1680-18-01RA-H	16.8	53	73	123	120.2	2.8	18	3
SFP205N-1680-18-01RA-H	16.8	76.2	93	143	140.2	2.8	18	5
SFP203N-1700-18-01RA-H	17	54.1	73	123	120.2	2.8	18	3
SFP205N-1700-18-01RA-H	17	76	93	143	140.2	2.8	18	5
SFP203N-1750-18-01RA-H	17.5	55.2	73	123	120.2	2.8	18	3
SFP205N-1750-18-01RA-H	17.5	75.5	93	143	140.2	2.8	18	5
SFP203N-1780-18-01RA-H	17.8	56.2	73	123	120.2	2.8	18	3
SFP205N-1780-18-01RA-H	17.8	75.2	93	143	140.1	2.9	18	5
SFP203N-1800-18-01RA-H	18	56.8	73	123	120.1	2.9	18	3
SFP205N-1800-18-01RA-H	18	78.6	93	143	140.1	2.9	18	5
SFP203N-1850-20-01RA-H	18.5	58.4	79	131	128.1	2.9	20	3
SFP205N-1850-20-01RA-H	18.5	84	101	153	150.1	2.9	20	5
SFP203N-1880-20-01RA-H	18.8	59.3	79	131	128.1	2.9	20	3
SFP205N-1880-20-01RA-H	18.8	86	101	153	150.1	2.9	20	5
SFP203N-1900-20-01RA-H	19	59.9	79	131	128.1	2.9	20	3
SFP203N-2000-20-01RA-H	20	63	79	131	127.9	3.1	20	3

订货号 Ordering code	尺寸 Dimension (mm)							长径比
	DC	LU	LCF	OAL	LF	PL	DCON	ULDR

注：① 本页产品按订单生产, 询价请联系用朴销售代表
All proudcts on this page are made-to-order, please contact Yongpu sales representative for quotation and ordering

② 切削参数请参考本部分样本的末页
Cutting data, please go to page 18

VTDrill SFP

通用高性能整体硬质合金钻头 Versatile high-performance solid carbide drills

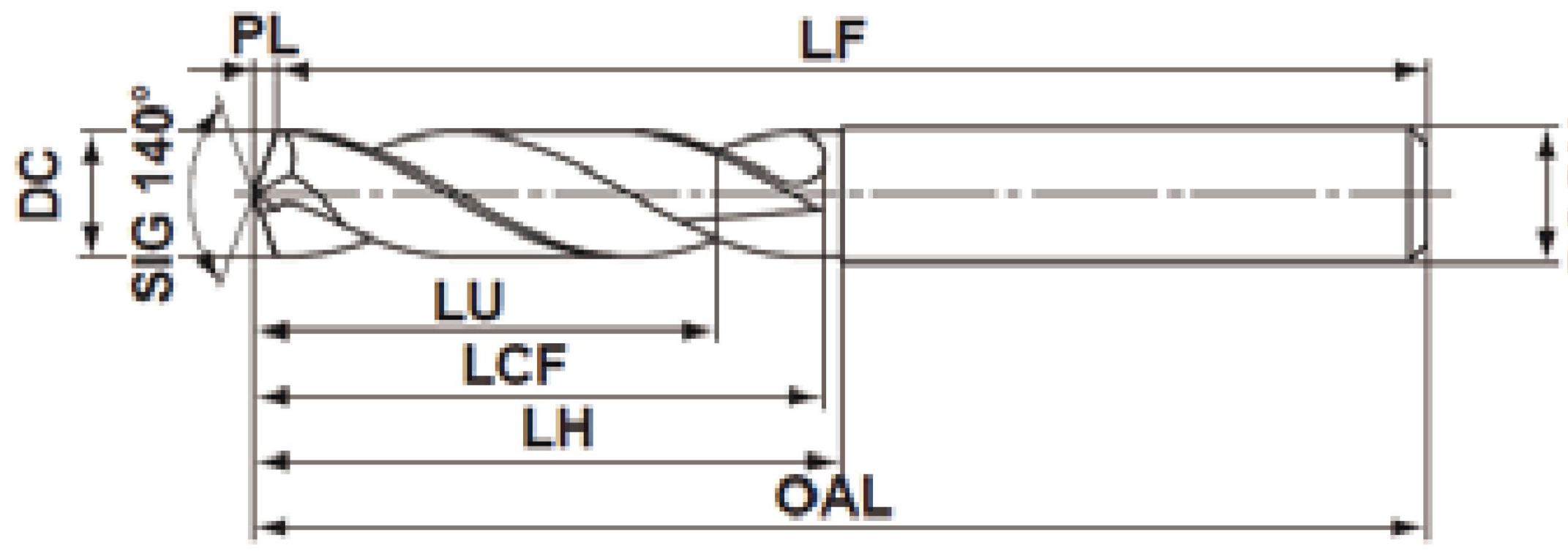

柄部直径公差 Shank diameter tolerance	h6
SIG	140°
最大修磨次数 Max. reconditioning times	5

外冷钻头 external coolant design

订货号 Ordering code	尺寸 Dimension (mm)							长径比
	DC	LU	LCF	OAL	LF	PL	DCON	ULDR
SFP203W-0300-04-01RA-H	3	9.5	20	62	61.5	0.5	4	3
SFP205W-0300-04-01RA-H	3	15.5	26	66	65.5	0.5	4	5
SFP203W-0310-04-01RA-H	3.1	9.8	20	62	61.5	0.5	4	3
SFP205W-0310-04-01RA-H	3.1	16	26	66	65.5	0.5	4	5
SFP203W-0317-04-01RA-H	3.17	10	20	62	61.5	0.5	4	3
SFP205W-0317-04-01RA-H	3.17	16.4	26	66	65.5	0.5	4	5
SFP203W-0320-04-01RA-H	3.2	10.1	20	62	61.5	0.5	4	3
SFP205W-0320-04-01RA-H	3.2	16.5	26	66	65.5	0.5	4	5
SFP203W-0330-04-01RA-H	3.3	10.5	20	62	61.4	0.6	4	3
SFP205W-0330-04-01RA-H	3.3	17.1	26	66	65.4	0.6	4	5
SFP203W-0340-04-01RA-H	3.4	10.8	20	62	61.4	0.6	4	3
SFP205W-0340-04-01RA-H	3.4	17.6	26	66	65.4	0.6	4	5
SFP203W-0350-04-01RA-H	3.5	11.1	20	62	61.4	0.6	4	3
SFP205W-0350-04-01RA-H	3.5	18.1	26	66	65.4	0.6	4	5
SFP203W-0355-04-01RA-H	3.55	11.2	20	62	61.4	0.6	4	3
SFP203W-0360-04-01RA-H	3.6	11.4	20	62	61.4	0.6	4	3
SFP205W-0360-04-01RA-H	3.6	18.5	26	66	65.4	0.6	4	5
SFP203W-0370-04-01RA-H	3.7	11.7	20	62	61.4	0.6	4	3
SFP205W-0370-04-01RA-H	3.7	19.1	26	66	65.4	0.6	4	5
SFP203W-0380-04-01RA-H	3.8	12.1	24	66	65.4	0.6	4	3
SFP205W-0380-04-01RA-H	3.8	19.5	34	74	73.4	0.6	4	5
SFP203W-0390-04-01RA-H	3.9	12.5	24	66	65.4	0.6	4	3
SFP205W-0390-04-01RA-H	3.9	20.2	34	74	73.4	0.6	4	5
SFP203W-0400-04-01RA-H	4	12.7	24	66	65.3	0.7	4	3
SFP205W-0400-04-01RA-H	4	20.7	34	74	73.3	0.7	4	5
SFP203W-0410-06-01RA-H	4.1	13	24	66	65.3	0.7	6	3
SFP205W-0410-06-01RA-H	4.1	21.2	34	74	73.3	0.7	6	5
SFP203W-0420-06-01RA-H	4.2	13.3	24	66	65.3	0.7	6	3
SFP205W-0420-06-01RA-H	4.2	21.7	34	74	73.3	0.7	6	5
SFP203W-0430-06-01RA-H	4.3	13.7	24	66	65.2	0.7	6	3
SFP205W-0430-06-01RA-H	4.3	22.3	34	74	73.2	0.7	6	5
SFP203W-0440-06-01RA-H	4.4	14.1	24	66	65.3	0.7	6	3
SFP205W-0440-06-01RA-H	4.4	22.8	34	74	73.3	0.7	6	5
SFP203W-0450-06-01RA-H	4.5	14.3	24	66	65.3	0.7	6	3
SFP205W-0450-06-01RA-H	4.5	23.3	34	74	73.3	0.7	6	5
SFP203W-0455-06-01RA-H	4.55	23.5	36	74	73.2	0.8	6	3
SFP203W-0460-06-01RA-H	4.6	14.6	24	66	65.2	0.8	6	3
SFP205W-0460-06-01RA-H	4.6	23.8	34	74	73.2	0.8	6	5
SFP203W-0470-06-01RA-H	4.7	17.0	24	66	65.2	0.8	6	3
SFP205W-0470-06-01RA-H	4.7	27.0	34	74	73.2	0.8	6	5
SFP203W-0476-06-01RA-H	4.76	15	28	66	65.2	0.8	6	3

订货号 Ordering code	尺寸 Dimension (mm)							长径比
	DC	LU	LCF	OAL	LF	PL	DCON	ULDR
SFP203W-0480-06-01RA-H	4.8	15.2	28	66	65.2	0.8	6	3
SFP205W-0480-06-01RA-H	4.8	24.8	44	82	81.2	0.8	6	5
SFP203W-0490-06-01RA-H	4.9	15.5	28	66	65.2	0.8	6	3
SFP205W-0490-06-01RA-H	4.9	25.3	44	82	81.2	0.8	6	5
SFP203W-0500-06-01RA-H	5	15.8	28	66	65.2	0.8	6	3
SFP205W-0500-06-01RA-H	5	25.8	44	82	81.2	0.8	6	5
SFP203W-0510-06-01RA-H	5.1	16.1	28	66	65.2	0.8	6	3
SFP205W-0510-06-01RA-H	5.1	26.3	44	82	81.2	0.8	6	5
SFP205W-0516-06-01RA-H	5.16	26.6	44	82	81.2	0.8	6	5
SFP203W-0520-06-01RA-H	5.2	16.4	28	66	65.1	0.9	6	3
SFP205W-0520-06-01RA-H	5.2	26.8	44	82	81.1	0.9	6	5
SFP203W-0530-06-01RA-H	5.3	16.7	28	66	65.1	0.9	6	3
SFP205W-0530-06-01RA-H	5.3	27.3	44	82	81.1	0.9	6	5
SFP203W-0540-06-01RA-H	5.4	17	28	66	65.1	0.9	6	3
SFP205W-0540-06-01RA-H	5.4	27.8	44	82	81.1	0.9	6	5
SFP203W-0550-06-01RA-H	5.5	17.4	28	66	65.1	0.9	6	3
SFP205W-0550-06-01RA-H	5.5	28.4	44	82	81.1	0.9	6	5
SFP205W-0555-06-01RA-H	5.55	28.7	44	82	81.1	0.9	6	5
SFP203W-0556-06-01RA-H	5.56	17.5	28	66	65.1	0.9	6	3
SFP205W-0556-06-01RA-H	5.56	28.7	44	82	81.1	0.9	6	5
SFP203W-0560-06-01RA-H	5.6	17.7	28	66	65.1	0.9	6	3
SFP205W-0560-06-01RA-H	5.6	28.9	44	82	81.1	0.9	6	5
SFP203W-0570-06-01RA-H	5.7	17.6	28	66	65.1	0.9	6	3
SFP205W-0570-06-01RA-H	5.7	29.4	44	82	81	1	6	5
SFP203W-0580-06-01RA-H	5.8	17.6	28	66	65	1	6	3
SFP205W-0580-06-01RA-H	5.8	29.9	44	82	81	1	6	5
SFP203W-0590-06-01RA-H	5.9	18.2	28	66	65	1	6	3
SFP205W-0590-06-01RA-H	5.9	30.4	44	82	81	1	6	5
SFP203W-0595-06-01RA-H	5.95	18.2	28	66	65	1	6	3
SFP205W-0595-06-01RA-H	5.95	30.7	44	82	81	1	6	5
SFP203W-0600-06-01RA-H	6	18.9	28	66	65	1	6	3
SFP205W-0600-06-01RA-H	6	30.9	44	82	81	1	6	5
SFP203W-0610-08-01RA-H	6.1	19.3	34	79	77.9	1.1	8	3
SFP205W-0610-08-01RA-H	6.1	31.5	53	91	89.9	1.1	8	5
SFP203W-0620-08-01RA-H	6.2	19.6	34	79	77.9	1.1	8	3
SFP205W-0620-08-01RA-H	6.2	32	53	91	89.9	1.1	8	5
SFP203W-0630-08-01RA-H	6.3	19.9	34	79	77.9	1.1	8	3
SFP205W-0630-08-01RA-H	6.3	32.5	53	91	89.9	1.1	8	5
SFP203W-0635-08-01RA-H	6.35	20.1	34	79	78	1.1	8	3
SFP205W-0635-08-01RA-H	6.35	32.8	53	91	90	1.1	8	5

注：① 本页产品按订单生产, 询价请联系用朴销售代表
All proudcts on this page are made-to-order, please contact Yongpu sales representative for quotation and ordering

② 切削参数请参考本部分样本的末页
Cutting data, please go to page 18

VTDrill SFP

通用高性能整体硬质合金钻头 Versatile high-performance solid carbide drills

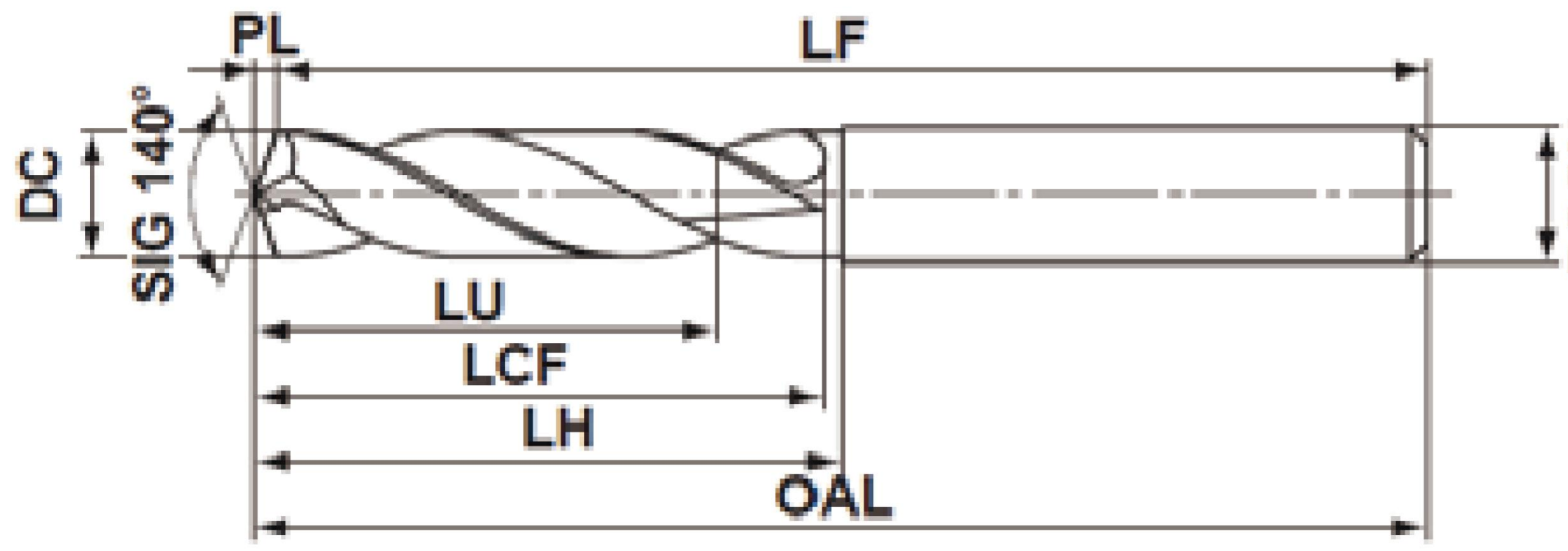

柄部直径公差 Shank diameter tolerance	h6
SIG	140°
最大修磨次数 Max. reconditioning times	5

外冷钻头 external coolant design

订货号 Ordering code	尺寸 Dimension (mm)							长径比
	DC	LU	LCF	OAL	LF	PL	DCON	ULDR
SFP203W-0640-08-01RA-H	6.4	20.2	34	79	77.9	1.1	8	3
SFP205W-0640-08-01RA-H	6.4	33	53	91	89.9	1.1	8	5
SFP203W-0650-08-01RA-H	6.5	20.6	34	79	77.9	1.1	8	3
SFP205W-0650-08-01RA-H	6.5	33.6	53	91	89.9	1.1	8	5
SFP203W-0660-08-01RA-H	6.6	20.9	34	79	77.9	1.1	8	3
SFP205W-0660-08-01RA-H	6.6	34.1	53	91	89.9	1.1	8	5
SFP203W-0670-08-01RA-H	6.7	21.2	34	79	77.9	1.1	8	3
SFP205W-0670-08-01RA-H	6.7	34.6	53	91	89.9	1.1	8	5
SFP203W-0675-08-01RA-H	6.75	21.3	34	79	77.9	1.1	8	3
SFP205W-0675-08-01RA-H	6.75	34.8	53	91	89.9	1.1	8	5
SFP203W-0680-08-01RA-H	6.8	21.5	34	79	77.9	1.1	8	3
SFP205W-0680-08-01RA-H	6.8	35.1	53	91	89.9	1.1	8	5
SFP203W-0690-08-01RA-H	6.9	21.8	34	79	77.8	1.2	8	3
SFP205W-0690-08-01RA-H	6.9	35.6	53	91	89.8	1.2	8	5
SFP203W-0700-08-01RA-H	7	22.1	34	79	77.8	1.2	8	3
SFP205W-0700-08-01RA-H	7	36.1	53	91	89.8	1.2	8	5
SFP203W-0710-08-01RA-H	7.1	22.4	41	79	77.8	1.2	8	3
SFP205W-0710-08-01RA-H	7.1	36.6	53	91	89.8	1.2	8	5
SFP203W-0714-08-01RA-H	7.14	22.6	41	79	77.8	1.2	8	3
SFP205W-0714-08-01RA-H	7.14	36.9	53	91	89.8	1.2	8	5
SFP203W-0720-08-01RA-H	7.2	22.8	41	79	77.8	1.2	8	3
SFP205W-0720-08-01RA-H	7.2	37.2	53	91	89.8	1.2	8	5
SFP203W-0730-08-01RA-H	7.3	23.1	41	79	77.8	1.2	8	3
SFP205W-0730-08-01RA-H	7.3	37.7	53	91	89.8	1.2	8	5
SFP203W-0740-08-01RA-H	7.4	23.4	41	79	77.7	1.3	8	3
SFP205W-0740-08-01RA-H	7.4	38.2	53	91	89.7	1.3	8	5
SFP203W-0750-08-01RA-H	7.5	23.7	41	79	77.7	1.3	8	3
SFP205W-0750-08-01RA-H	7.5	38.7	53	91	89.7	1.3	8	5
SFP205W-0754-08-01RA-H	7.54	38.9	53	91	89.7	1.3	8	5
SFP203W-0760-08-01RA-H	7.6	24	41	79	77.7	1.3	8	3
SFP205W-0760-08-01RA-H	7.6	38.2	53	91	89.7	1.3	8	5
SFP203W-0770-08-01RA-H	7.7	24.3	41	79	77.7	1.3	8	3
SFP205W-0770-08-01RA-H	7.7	39.7	53	91	89.7	1.3	8	5
SFP203W-0780-08-01RA-H	7.8	24.7	41	79	77.7	1.3	8	3
SFP205W-0780-08-01RA-H	7.8	40.3	53	91	89.7	1.3	8	5
SFP203W-0790-08-01RA-H	7.9	25	41	79	77.7	1.3	8	3
SFP205W-0790-08-01RA-H	7.9	40.8	53	91	89.7	1.3	8	5
SFP203W-0794-08-01RA-H	7.94	25.1	41	79	77.6	1.4	8	3
SFP205W-0794-08-01RA-H	7.94	41	53	91	89.6	1.4	8	5
SFP203W-0800-08-01RA-H	8	25.3	41	79	77.6	1.4	8	3
SFP205W-0800-08-01RA-H	8	41.3	53	91	89.6	1.4	8	5

订货号 Ordering code	尺寸 Dimension (mm)							长径比
	DC	LU	LCF	OAL	LF	PL	DCON	ULDR
SFP203W-0810-10-01RA-H	8.1	25.6	47	89	87.6	1.4	10	3
SFP205W-0810-10-01RA-H	8.1	41.8	61	103	101.6	1.4	10	5
SFP205W-0815-10-01RA-H	8.15	42.1	53	91	89.6	1.4	10	5
SFP203W-0820-10-01RA-H	8.2	25.9	47	89	87.6	1.4	10	3
SFP205W-0820-10-01RA-H	8.2	42.3	61	103	101.6	1.4	10	5
SFP203W-0830-10-01RA-H	8.3	26.3	47	89	87.6	1.4	10	3
SFP205W-0830-10-01RA-H	8.3	42.9	61	103	101.6	1.4	10	5
SFP205W-0833-10-01RA-H	8.33	43	61	103	101.6	1.4	10	5
SFP203W-0840-10-01RA-H	8.4	26.6	47	89	87.6	1.4	10	3
SFP205W-0840-10-01RA-H	8.4	43.4	61	103	101.6	1.4	10	5
SFP203W-0850-10-01RA-H	8.5	26.9	47	89	87.6	1.4	10	3
SFP205W-0850-10-01RA-H	8.5	43.9	61	103	101.6	1.4	10	5
SFP203W-0860-10-01RA-H	8.6	27.2	47	89	87.5	1.5	10	3
SFP205W-0860-10-01RA-H	8.6	44.4	61	103	101.5	1.5	10	5
SFP203W-0870-10-01RA-H	8.7	27.5	47	89	87.5	1.5	10	3
SFP205W-0870-10-01RA-H	8.7	44.9	61	103	101.5	1.5	10	5
SFP203W-0873-10-01RA-H	8.73	27.6	47	89	87.5	1.5	10	3
SFP205W-0873-10-01RA-H	8.73	45.1	61	103	101.5	1.5	10	5
SFP203W-0880-10-01RA-H	8.8	27.8	47	89	87.5	1.5	10	3
SFP205W-0880-10-01RA-H	8.8	45.4	61	103	101.5	1.5	10	5
SFP203W-0890-10-01RA-H	8.9	28.1	47	89	87.5	1.5	10	3
SFP205W-0890-10-01RA-H	8.9	45.9	61	103	101.5	1.5	10	5
SFP203W-0900-10-01RA-H	9	28.5	47	89	87.5	1.5	10	3
SFP205W-0900-10-01RA-H	9	46.5	61	103	101.5	1.5	10	5
SFP203W-0910-10-01RA-H	9.1	28.8	47	89	87.5	1.5	10	3
SFP205W-0910-10-01RA-H	9.1	47	61	103	101.5	1.5	10	5
SFP203W-0920-10-01RA-H	9.2	29.1	47	89	87.4	1.6	10	3
SFP205W-0920-10-01RA-H	9.2	47.5	61	103	101.4	1.6	10	5
SFP203W-0930-10-01RA-H	9.3	29.4	47	89	87.4	1.6	10	3
SFP205W-0930-10-01RA-H	9.3	48	61	103	101.4	1.6	10	5
SFP203W-0940-10-01RA-H	9.4	29.7	47	89	87.4	1.6	10	3
SFP205W-0940-10-01RA-H	9.4	48.5	61	103	101.4	1.6	10	5
SFP203W-0950-10-01RA-H	9.5	30	47	89	87.4	1.6	10	3
SFP205W-0950-10-01RA-H	9.5	48.7	61	103	101.4	1.6	10	5
SFP203W-0952-10-01RA-H	9.52	30.1	47	89	87.4	1.6	10	3
SFP205W-0952-10-01RA-H	9.52	48.6	61	103	101.4	1.6	10	5
SFP205W-0955-10-01RA-H	9.55	48.6	61	103	101.4	1.6	10	5
SFP203W-0960-10-01RA-H	9.6	30.3	47	89	87.4	1.6	10	3
SFP205W-0960-10-01RA-H	9.6	48.5	61	103	101.4	1.6	10	5
SFP203W-0970-10-01RA-H	9.7	30.7	47	89	87.3	1.7	10	3
SFP205W-0970-10-01RA-H	9.7	48.4	61	103	101.4	1.6	10	5

注：① 本页产品按订单生产, 询价请联系用朴销售代表
All proudcts on this page are made-to-order, please contact Yongpu sales representative for quotation and ordering

② 切削参数请参考本部分样本的末页
Cutting data, please go to page 18

VTDrill SFP

通用高性能整体硬质合金钻头 Versatile high-performance solid carbide drills

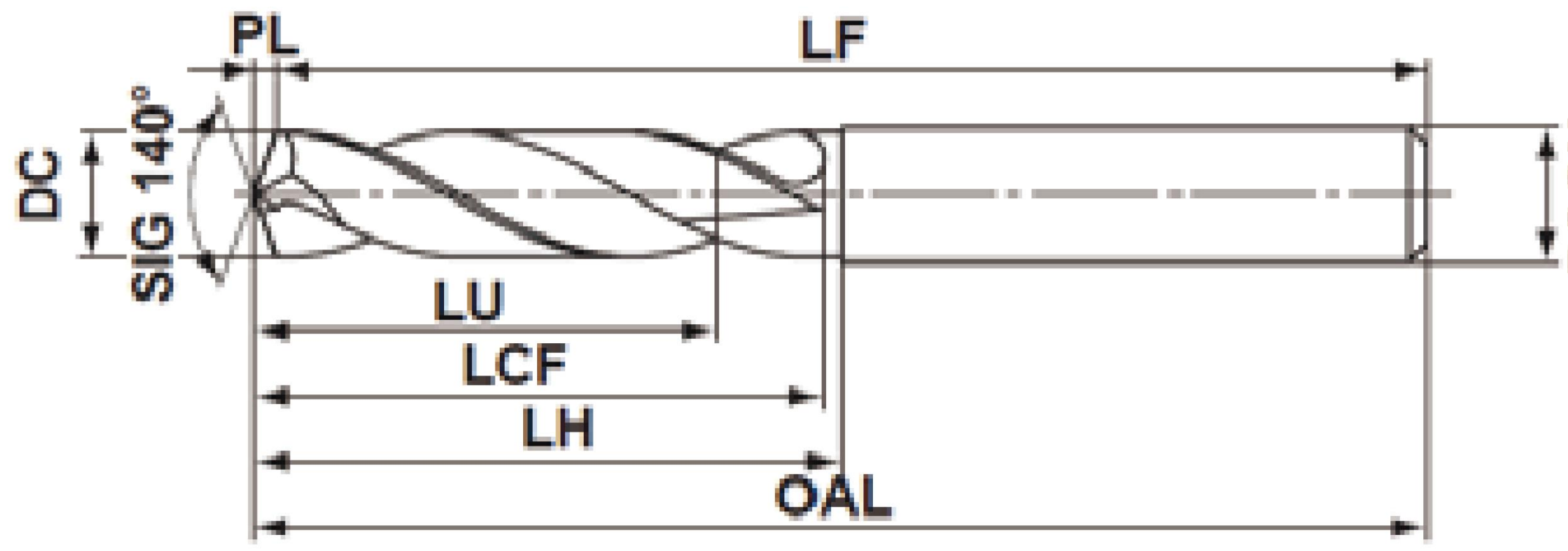

柄部直径公差 Shank diameter tolerance	h6
SIG	140°
最大修磨次数 Max. reconditioning times	5

外冷钻头 external coolant design

订货号 Ordering code	尺寸 Dimension (mm)							长径比
	DC	LU	LCF	OAL	LF	PL	DCON	ULDR
SFP203W-0980-10-01RA-H	9.8	31	47	89	87.3	1.7	10	3
SFP205W-0980-10-01RA-H	9.8	48.3	61	103	101.3	1.7	10	5
SFP203W-0990-10-01RA-H	9.9	31.3	47	89	87.3	1.7	10	3
SFP205W-0990-10-01RA-H	9.9	48.1	61	103	101.3	1.7	10	5
SFP203W-1000-10-01RA-H	10	31.6	47	89	87.3	1.7	10	3
SFP205W-1000-10-01RA-H	10	50	61	103	101.3	1.7	10	5
SFP203W-1010-12-01RA-H	10.1	31.9	55	102	100.3	1.7	12	3
SFP205W-1010-12-01RA-H	10.1	52.1	71	118	116.3	1.7	12	5
SFP203W-1020-12-01RA-H	10.2	32.3	55	102	100.3	1.7	12	3
SFP205W-1020-12-01RA-H	10.2	52.7	71	118	116.3	1.7	12	5
SFP203W-1030-12-01RA-H	10.3	32.6	55	102	100.2	1.8	12	3
SFP205W-1030-12-01RA-H	10.3	53.2	71	118	116.2	1.8	12	5
SFP203W-1032-12-01RA-H	10.32	32.6	55	102	100.2	1.8	12	3
SFP205W-1032-12-01RA-H	10.32	53.3	71	118	116.2	1.8	12	5
SFP203W-1040-12-01RA-H	10.4	32.9	55	102	100.2	1.8	12	3
SFP205W-1040-12-01RA-H	10.4	53.7	71	118	116.2	1.8	12	5
SFP203W-1050-12-01RA-H	10.5	33.2	55	102	100.2	1.8	12	3
SFP205W-1050-12-01RA-H	10.5	54.2	71	118	116.2	1.8	12	5
SFP203W-1060-12-01RA-H	10.6	33.5	55	102	100.2	1.8	12	3
SFP205W-1060-12-01RA-H	10.6	54.7	71	118	116.2	1.8	12	5
SFP203W-1070-12-01RA-H	10.7	33.8	55	102	100.2	1.8	12	3
SFP205W-1070-12-01RA-H	10.7	55.2	71	118	116.2	1.8	12	5
SFP205W-1071-12-01RA-H	10.71	55.3	71	118	116.2	1.8	12	5
SFP203W-1080-12-01RA-H	10.8	34.2	55	102	100.2	1.8	12	3
SFP205W-1080-12-01RA-H	10.8	55.8	71	118	116.2	1.8	12	5
SFP203W-1090-12-01RA-H	10.9	34.5	55	102	100.2	1.8	12	3
SFP205W-1090-12-01RA-H	10.9	56.3	71	118	116.1	1.9	12	5
SFP203W-1100-12-01RA-H	11	34.8	55	102	100.1	1.9	12	3
SFP205W-1100-12-01RA-H	11	56.8	71	118	116.1	1.9	12	5
SFP203W-1110-12-01RA-H	11.1	35.1	55	102	100.1	1.9	12	3
SFP205W-1110-12-01RA-H	11.1	57.3	71	118	116.1	1.9	12	5
SFP203W-1111-12-01RA-H	11.11	35.1	55	102	100.1	1.9	12	3
SFP203W-1120-12-01RA-H	11.2	35.4	55	102	100.1	1.9	12	3
SFP205W-1120-12-01RA-H	11.2	57.6	71	118	116.1	1.9	12	5
SFP203W-1130-12-01RA-H	11.3	35.7	55	102	100.1	1.9	12	3
SFP205W-1130-12-01RA-H	11.3	57.4	71	118	116.1	1.9	12	5
SFP203W-1140-12-01RA-H	11.4	36.1	55	102	100	2	12	3
SFP205W-1140-12-01RA-H	11.4	36.2	71	118	116.1	1.9	12	5
SFP203W-1150-12-01RA-H	11.5	36.4	55	102	100	2	12	3
SFP205W-1150-12-01RA-H	11.5	57.2	71	118	116	2	12	5

订货号 Ordering code	尺寸 Dimension (mm)							长径比
	DC	LU	LCF	OAL	LF	PL	DCON	ULDR
SFP203W-1160-12-01RA-H	11.6	36.7	55	102	100	2	12	3
SFP205W-1160-12-01RA-H	11.6	57.1	71	118	116	2	12	5
SFP203W-1170-12-01RA-H	11.7	37	55	102	100	2	12	3
SFP205W-1170-12-01RA-H	11.7	57	71	118	116	2	12	5
SFP203W-1180-12-01RA-H	11.8	37.3	55	102	100	2	12	3
SFP205W-1180-12-01RA-H	11.8	56.8	71	118	116	2	12	5
SFP203W-1190-12-01RA-H	11.9	37.6	55	102	100	2	12	3
SFP205W-1190-12-01RA-H	11.9	58.2	71	118	116	2	12	5
SFP203W-1200-12-01RA-H	12	38	55	102	99.9	2.1	12	3
SFP205W-1200-12-01RA-H	12	60	71	118	115.9	2.1	12	5
SFP203W-1210-14-01RA-H	12.1	38.3	60	107	104.9	2.1	14	3
SFP205W-1210-14-01RA-H	12.1	62.5	77	124	121.9	2.1	14	5
SFP203W-1220-14-01RA-H	12.2	38.6	60	107	104.9	2.1	14	3
SFP205W-1220-14-01RA-H	12.2	62.4	77	124	121.9	2.1	14	5
SFP203W-1230-14-01RA-H	12.3	38.9	60	107	104.9	2.1	14	3
SFP205W-1230-14-01RA-H	12.3	62.2	77	124	121.9	2.1	14	5
SFP203W-1240-14-01RA-H	12.4	41.4	60	107	104.9	2.1	14	3
SFP205W-1240-14-01RA-H	12.4	58.4	77	124	121.9	2.1	14	5
SFP203W-1250-14-01RA-H	12.5	39.5	60	107	104.9	2.1	14	3
SFP205W-1250-14-01RA-H	12.5	63	77	124	121.9	2.1	14	5
SFP203W-1260-14-01RA-H	12.6	39.9	60	107	104.8	2.2	14	3
SFP205W-1260-14-01RA-H	12.6	63.5	77	124	121.9	2.1	14	5
SFP203W-1270-14-01RA-H	12.7	40.2	60	107	104.8	2.2	14	3
SFP205W-1270-14-01RA-H	12.7	64	77	124	121.8	2.2	14	5
SFP203W-1280-14-01RA-H	12.8	40.5	60	107	104.8	2.2	14	3
SFP205W-1280-14-01RA-H	12.8	64.6	77	124	121.8	2.2	14	5
SFP203W-1290-14-01RA-H	12.9	40.7	60	107	104.8	2.2	14	3
SFP205W-1290-14-01RA-H	12.9	57.7	77	124	121.8	2.2	14	5
SFP203W-1300-14-01RA-H	13	41.1	60	107	104.8	2.2	14	3
SFP205W-1300-14-01RA-H	13	61.4	77	124	121.8	2.2	14	5
SFP203W-1310-14-01RA-H	13.1	41.4	60	107	104.7	2.3	14	3
SFP205W-1310-14-01RA-H	13.1	61.3	77	124	121.7	2.3	14	5
SFP203W-1320-14-01RA-H	13.2	40.2	60	107	104.7	2.3	14	3
SFP205W-1320-14-01RA-H	13.2	57.2	77	124	121.7	2.3	14	5
SFP205W-1325-14-01RA-H	13.25	61.1	77	124	121.7	2.3	14	5
SFP203W-1330-14-01RA-H	13.3	40.1	60	107	104.7	2.3	14	3
SFP205W-1330-14-01RA-H	13.3	57.1	77	124	121.7	2.3	14	5
SFP203W-1340-14-01RA-H	13.4	39.9	60	107	104.7	2.3	14	3
SFP205W-1340-14-01RA-H	13.4	56.9	77	124	121.7	2.3	14	5
SFP203W-1350-14-01RA-H	13.5	42.7	60	107	104.7	2.3	14	3
SFP205W-1350-14-01RA-H	13.5	60.8	77	124	121.7	2.3	14	5

注：① 本页产品按订单生产，询价请联系用朴销售代表
All proudcts on this page are made-to-order, please contact Yongpu sales representative for quotation and ordering

② 切削参数请参考本部分样本的末页
Cutting data, please go to page 18

VTDrill SFP

通用高性能整体硬质合金钻头 Versatile high-performance solid carbide drills

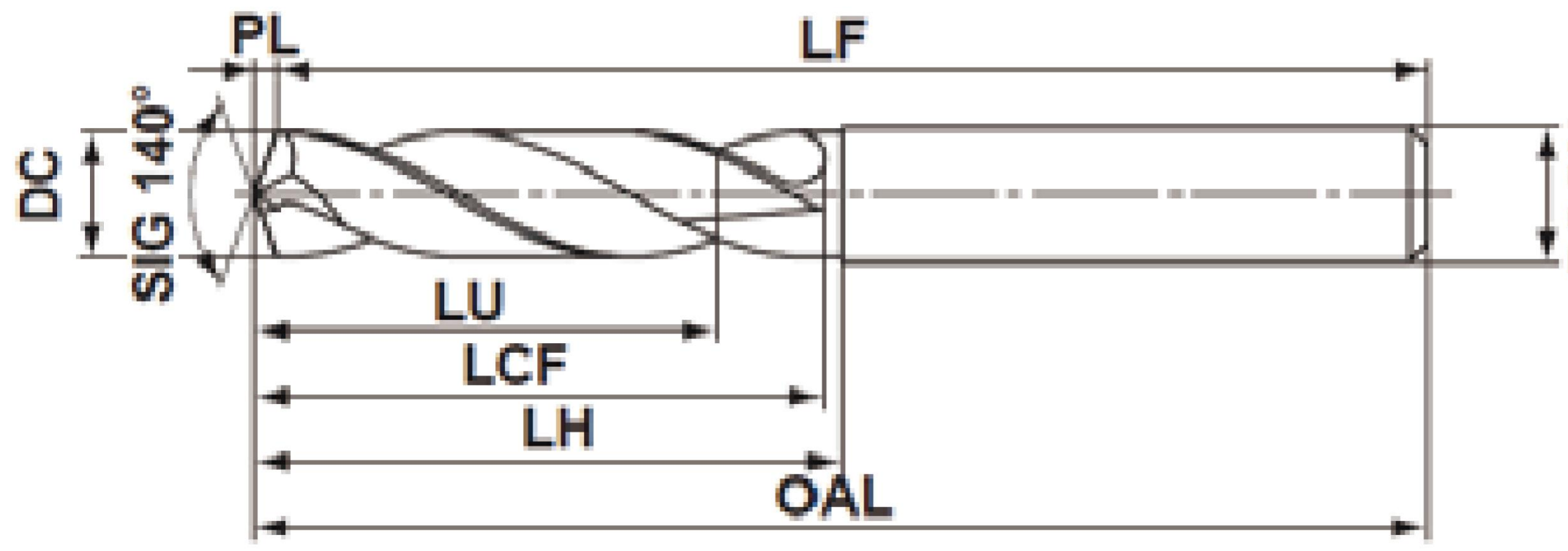

柄部直径公差 Shank diameter tolerance	h6
SIG	140°
最大修磨次数 Max. reconditioning times	5

外冷钻头 external coolant design

订货号 Ordering code	尺寸 Dimension (mm)							长径比
	DC	LU	LCF	OAL	LF	PL	DCON	ULDR
SFP203W-1360-14-01RA-H	13.6	39.6	60	107	104.7	2.3	14	3
SFP205W-1360-14-01RA-H	13.6	56.6	77	124	121.7	2.3	14	5
SFP203W-1370-14-01RA-H	13.7	39.5	60	107	104.7	2.3	14	3
SFP205W-1370-14-01RA-H	13.7	56.5	77	124	121.7	2.3	14	5
SFP205W-1375-14-01RA-H	13.75	60.5	77	124	121.6	2.4	14	5
SFP203W-1380-14-01RA-H	13.8	43.4	60	107	104.6	2.4	14	3
SFP205W-1380-14-01RA-H	13.8	60.4	77	124	121.6	2.4	14	5
SFP205W-1389-14-01RA-H	13.89	60.3	77	124	121.6	2.4	14	5
SFP203W-1390-14-01RA-H	13.9	39.2	60	107	104.6	2.4	14	3
SFP205W-1390-14-01RA-H	13.9	56.2	77	124	121.6	2.4	14	5
SFP203W-1400-14-01RA-H	14	44.3	60	107	104.6	2.4	14	3
SFP205W-1400-14-01RA-H	14	63	77	124	121.6	2.4	14	5
SFP203W-1410-16-01RA-H	14.1	43.9	65	115	112.6	2.4	16	3
SFP205W-1410-16-01RA-H	14.1	61.9	83	133	130.6	2.4	16	5
SFP203W-1420-16-01RA-H	14.2	43.7	65	115	112.5	2.5	16	3
SFP205W-1420-16-01RA-H	14.2	61.7	83	133	130.5	2.5	16	5
SFP203W-1425-16-01RA-H	14.25	45	65	115	112.5	2.5	16	3
SFP205W-1425-16-01RA-H	14.25	68.8	83	133	130.5	2.5	16	5
SFP203W-1429-16-01RA-H	14.29	45.2	65	115	112.5	2.5	16	3
SFP205W-1429-16-01RA-H	14.29	68.7	83	133	130.5	2.5	16	5
SFP203W-1430-16-01RA-H	14.3	43.6	65	115	112.5	2.5	16	3
SFP205W-1430-16-01RA-H	14.3	61.6	83	133	130.5	2.5	16	5
SFP203W-1440-16-01RA-H	14.4	43.4	65	115	112.5	2.5	16	3
SFP205W-1440-16-01RA-H	14.4	61.4	83	133	130.5	2.5	16	5
SFP203W-1450-16-01RA-H	14.5	45.8	65	115	112.5	2.5	16	3
SFP205W-1450-16-01RA-H	14.5	68.5	83	133	130.5	2.5	16	5
SFP203W-1460-16-01RA-H	14.6	43.1	65	115	112.5	2.5	16	3
SFP205W-1460-16-01RA-H	14.6	61.1	83	133	130.5	2.5	16	5
SFP203W-1469-16-01RA-H	14.69	46.4	65	115	112.5	2.5	16	3
SFP203W-1470-16-01RA-H	14.7	43.0	65	115	112.5	2.5	16	3
SFP205W-1470-16-01RA-H	14.7	61.0	83	133	130.5	2.5	16	5
SFP203W-1480-16-01RA-H	14.8	46.9	65	115	112.4	2.6	16	3
SFP205W-1480-16-01RA-H	14.8	68.2	83	133	130.4	2.6	16	5
SFP203W-1490-16-01RA-H	14.9	42.7	65	115	112.4	2.6	16	3
SFP205W-1490-16-01RA-H	14.9	60.7	83	133	130.4	2.6	16	5
SFP203W-1500-16-01RA-H	15	47.4	65	115	112.4	2.6	16	3
SFP205W-1500-16-01RA-H	15	68	83	133	130.4	2.6	16	5
SFP203W-1510-16-01RA-H	15.1	42.4	65	115	112.3	2.7	16	3
SFP205W-1510-16-01RA-H	15.1	60.4	83	133	130.3	2.7	16	5
SFP203W-1520-16-01RA-H	15.2	42.2	65	115	112.3	2.7	16	3
SFP205W-1520-16-01RA-H	15.2	60.2	83	133	130.3	2.7	16	5

订货号 Ordering code	尺寸 Dimension (mm)							长径比
	DC	LU	LCF	OAL	LF	PL	DCON	ULDR
SFP203W-1530-16-01RA-H	15.3	42.1	65	115	112.3	2.7	16	3
SFP205W-1530-16-01RA-H	15.3	60.1	83	133	130.3	2.7	16	5
SFP203W-1540-16-01RA-H	15.4	41.9	65	115	112.3	2.7	16	3
SFP205W-1540-16-01RA-H	15.4	59.9	83	133	130.3	2.7	16	5
SFP203W-1550-16-01RA-H	15.5	49	65	115	112.3	2.7	16	3
SFP205W-1550-16-01RA-H	15.5	67.5	83	133	130.3	2.7	16	5
SFP203W-1560-16-01RA-H	15.6	41.6	65	115	112.2	2.8	16	3
SFP205W-1560-16-01RA-H	15.6	59.6	83	133	130.2	2.8	16	5
SFP203W-1570-16-01RA-H	15.7	41.5	65	115	112.2	2.8	16	3
SFP205W-1570-16-01RA-H	15.7	59.5	83	133	130.2	2.8	16	5
SFP203W-1580-16-01RA-H	15.8	49.2	65	115	112.2	2.8	16	3
SFP205W-1580-16-01RA-H	15.8	67.2	83	133	130.2	2.8	16	5
SFP203W-1587-16-01RA-H	15.87	49.1	65	115	112.2	2.8	16	3
SFP203W-1590-16-01RA-H	15.9	41.2	65	115	112.2	2.8	16	3
SFP205W-1590-16-01RA-H	15.9	59.2	83	133	130.2	2.8	16	5
SFP203W-1600-16-01RA-H	16	49	65	115	112.2	2.8	16	3
SFP205W-1600-16-01RA-H	16	67	83	133	130.2	2.8	16	5
SFP203W-1650-18-01RA-H	16.5	52.1	73	123	120.2	2.8	18	3
SFP205W-1650-18-01RA-H	16.5	76.5	93	143	140.2	2.8	18	5
SFP203W-1680-18-01RA-H	16.8	53	73	123	120.2	2.8	18	3
SFP205W-1680-18-01RA-H	16.8	76.2	93	143	140.2	2.8	18	5
SFP203W-1700-18-01RA-H	17	54.1	73	123	120.2	2.8	18	3
SFP205W-1700-18-01RA-H	17	76	93	143	140.2	2.8	18	5
SFP203W-1750-18-01RA-H	17.5	55.2	73	123	120.2	2.8	18	3
SFP205W-1750-18-01RA-H	17.5	75.5	93	143	140.2	2.8	18	5
SFP203W-1780-18-01RA-H	17.8	56.2	73	123	120.2	2.8	18	3
SFP205W-1780-18-01RA-H	17.8	75.2	93	143	140.1	2.9	18	5
SFP203W-1800-18-01RA-H	18	56.8	73	123	120.1	2.9	18	3
SFP205W-1800-18-01RA-H	18	78.6	93	143	140.1	2.9	18	5
SFP203W-1850-20-01RA-H	18.5	58.4	79	131	128.1	2.9	20	3
SFP205W-1850-20-01RA-H	18.5	84	101	153	150.1	2.9	20	5
SFP203W-1880-20-01RA-H	18.8	59.3	79	131	128.1	2.9	20	3
SFP205W-1880-20-01RA-H	18.8	86	101	153	150.1	2.9	20	5
SFP203W-1900-20-01RA-H	19	59.9	79	131	128.1	2.9	20	3
SFP203W-2000-20-01RA-H	20	63	79	131	127.9	3.1	20	3

注：① 本页产品按订单生产，询价请联系用朴销售代表
All proudcts on this page are made-to-order, please contact Yongpu sales representative for quotation and ordering

② 切削参数请参考本部分样本的末页
Cutting data, please go to page 18

VTDrill SFP

通用高性能整体硬质合金钻头 Versatile high-performance solid carbide drills

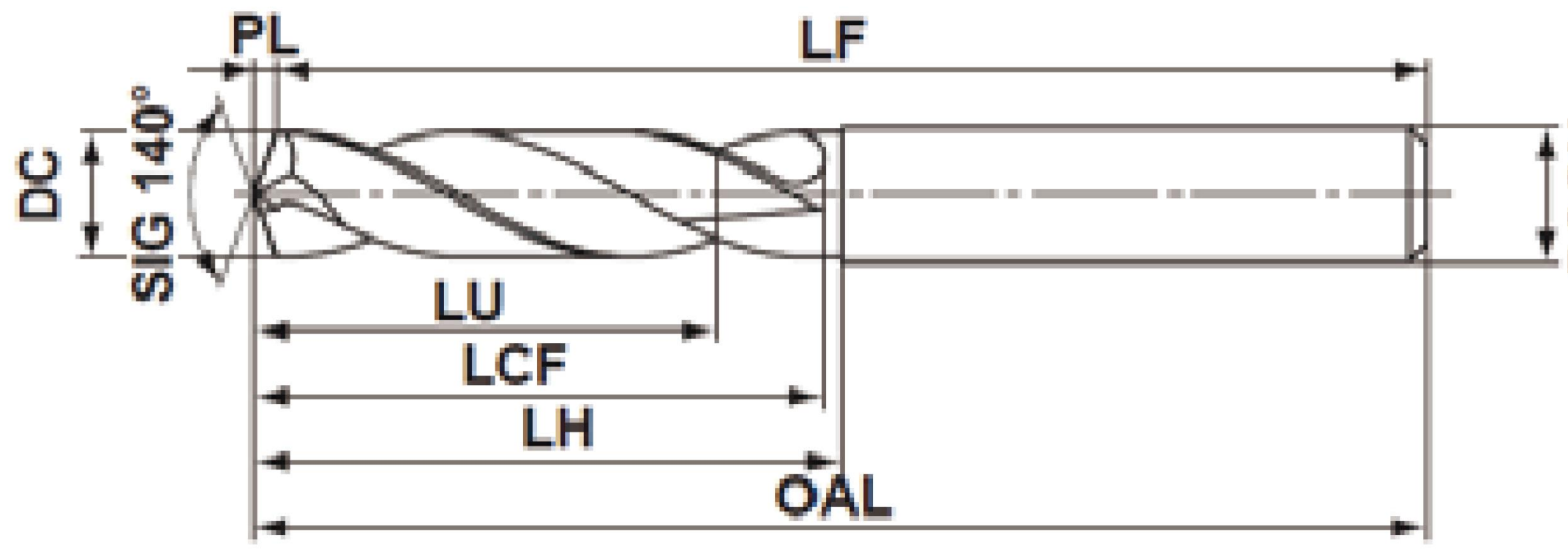

柄部直径公差 Shank diameter tolerance	h6
SIG	140°
最大修磨次数 Max. reconditioning times	5

外冷钻头 external coolant design

订货号 Ordering code	尺寸 Dimension (mm)							长径比
	DC	LU	LCF	OAL	LF	PL	DCON	ULDR

订货号 Ordering code	尺寸 Dimension (mm)							长径比
	DC	LU	LCF	OAL	LF	PL	DCON	ULDR

注：① 本页产品按订单生产，询价请联系用朴销售代表
All proudcts on this page are made-to-order, please contact Yongpu sales representative for quotation and ordering

② 切削参数请参考本部分样本的末页
Cutting data, please go to page 18

VTDrill SFP

通用高性能整体硬质合金钻头 Versatile high-performance solid carbide drills

SFP 产品 YPDrill SFP
SFM 产品 YPDrill SFM
DR200P 产品 YPDrill DR200P
LFRA 深孔钻产品 YPDrill LFRA
SFK 产品 YPDrill SFK

带内冷设计 internal coolant

ISO	MC材料编号 MC No.	工件材料 Component material	布氏硬度 Hardness Brinell	线速度 VC(m/min) Cutting speed		
				最小 Min.	起始 Start	最大 Max.
P		非合金钢 Unalloyed steel				
	P1.1.Z.AN	C = 0.05–0.1%	125	90	130	170
	P1.1.Z.AN	C = 0.1–0.25%	125	90	130	170
	P1.2.Z.AN	C = 0.25–0.55%	150	90	120	170
	P1.3.Z.AN	C = 0.55–0.80%	170	90	120	170
		高碳钢 High carbon steel				
	P1.3.Z.AN	碳素工具钢 Carbon tool steel	210	100	110	150
		低合金钢 Low alloy steel				
	P2.1.Z.AN	非淬硬 Non-hardened	175	80	110	160
	P2.5.Z.HT	调质处理 Hardeded and tempered	275	50	70	90
	P2.5.Z.HT	调质处理 Hardeded and tempered	350	40	50	70
		高合金钢 High alloy steel				
	P3.0.Z.AN	退火 Annealed	200	40	80	90
	P3.0.Z.HT	淬硬工具钢 Hardened tool steel	300	40	50	70
		铸钢 Steel castings				
	P1.5.C.UT	非合金 Unalloyed	150	80	110	140
	P2.6.C.UT	低合金（合金元素≤5%） Low-alloy (alloying elements ≤5%)	200	80	110	120

钻头直径 Drill diameter (mm)	每转进给 Feed Fn(mm/r) *		
	最小 Min.	起始 Start	最大 Max.
3	0.06	0.1	0.13
4	0.07	0.11	0.14
6	0.11	0.18	0.24
8	0.16	0.21	0.25
10	0.19	0.23	0.27
12	0.22	0.25	0.29
16	0.23	0.28	0.33
20	0.26	0.3	0.34

① 切削参数推荐值仅在使用内冷时有效
Cutting data is suitable for internal coolant

② 推荐的内冷切削液压力最小20bar
Coolant pressure recommendation min. 20bar

③ 硬度较高的材料，需要按比例降低转速和进给
In case component material hardness increase, please decrease cutting speed proportionally

④ 如果使用外冷加工，需要调节转速参数以确保切屑成型良好且排屑顺畅
Under external coolant condition, please adjust cutting speed to secure good chips formation and evacuation

⑤ 如果使用外冷加工，必要时降低每转进给以确保排屑顺畅
Under external coolant condition, please decrease feed per revolution to secure chips evacuation

VTDrill SFP

通用高性能整体硬质合金钻头 Versatile high-performance solid carbide drills

带内冷设计 internal coolant

ISO	MC材料编号 MC No.	工件材料 Component material	布氏硬度 Hardness Brinell	线速度 VC(m/min) Cutting speed 最小 Min.	起始 Start	最大 Max.
M	奥氏体不锈钢 Austenitic stainless steel					
	M1.0.C.UT	铸造+未处理 Cast+untreated	165	48	60	72
	M1.0.Z.AQ	退火/淬火 Annealed/quenched	200	48	60	72
	M1.0.Z.PH	沉淀硬化 PH-hardened	350	44	55	66
	M1.1.Z.AQ	改善了可加工性 Machinability improved	165	48	60	72
	M1.2.Z.AQ	易切削 Free cutting	200	48	60	72
	M1.3.C.AQ	钛稳定化+铸造 Ti-stabilized+cast	200	48	60	72
	M1.3.Z.AQ	钛稳定化 Ti-stabilized	200	48	60	72
	M1.4.Z.AQ	高强度 High strength	250	64	80	96
	优质奥氏体(Ni>20%)不锈钢 Super austenitic (Ni>20%) stainless steel					
	M2.0.C.AQ	铸造+退火/淬火 Cast+annealed/quenched	165	30	40	50
	M2.0.Z.AQ	退火/淬火 Annealed/quenched	200	30	40	50
	双相(奥氏体/铁素体)不锈钢 Duplex (austenitic/ferritic) stainless steel					
	M3.1.Z.AQ >60%	铁素体（N<0.10%） >60% ferrite (N<0.10%)	250	40	50	70
	M3.2.Z.AQ <60%	铁素体（N≥0.10%） <60% ferrite (N≥0.10%)	250	40	50	70

钻头直径 Drill diameter (mm)	每转进给 Feed Fn(mm/r) * 最小 Min.	起始 Start	最大 Max.
3	0.05	0.07	0.1
4	0.08	0.1	0.12
6	0.09	0.11	0.13
8	0.1	0.12	0.14
10	0.13	0.14	0.17
12	0.13	0.16	0.19
16	0.14	0.2	0.23
20	0.17	0.22	0.25

① 切削参数推荐值仅在使用内冷时有效
Cutting data is suitable for internal coolant
② 推荐的内冷切削液压力最小20bar
Coolant pressure recommendation min. 20bar
③ 硬度较高的材料，需要按比例降低转速和进给
In case component material hardness increase, please decrease cutting speed proportionally
④ 如果使用外冷加工，需要调节转速参数以确保切屑成型良好且排屑顺畅
Under external coolant condition, please adjust cutting speed to secure good chips formation and evacuation
⑤ 如果使用外冷加工，必要时降低每转进给以确保排屑顺畅
Under external coolant condition, please decrease feed per revolution to secure chips evacuation

---

VTDrill SFP

通用高性能整体硬质合金钻头 Versatile high-performance solid carbide drills

带内冷设计 internal coolant

ISO	MC材料编号 MC No.	工件材料 Component material	布氏硬度 Hardness Brinell	线速度 VC(m/min) Cutting speed 最小 Min.	起始 Start	最大 Max.
K	可锻铸铁 Malleable iron					
	K1.1.C.NS	铁素体 珠光体 Ferritic Pearlitic	200	80	100	120
	灰铸铁 (GCI)					
	K2.1.C.UT	低抗拉强度 Low tensile strength	180	100	120	140
	K2.2.C.UT	高抗拉强度 High tensile strength	245	80	100	120
	K2.3.C.UT	高抗拉强度 High tensile strength	175	100	120	140
	球墨铸铁 (NDI)					
	K3.1.C.UT	铁素体 珠光体 Ferritic Pearlitic	155	100	120	140
	K3.2.C.UT	珠光体 Perlitic	215	80	100	120
	K3.3.C.UT	珠光体 Perlitic	265	100	120	140
	K3.5.C.UT	珠光体 Perlitic	190	100	120	140
	K5.1.C.UT	ADI-等温淬火球墨铸铁	300	60	80	100

钻头直径 Drill diameter (mm)	每转进给 Feed Fn(mm/r) * 最小 Min.	起始 Start	最大 Max.
3	0.08	0.1	0.12
4	0.1	0.12	0.14
6	0.12	0.16	0.18
8	0.16	0.2	0.24
10	0.2	0.25	0.3
12	0.22	0.28	0.33
16	0.25	0.32	0.38
20	0.26	0.34	0.4

① 切削参数推荐值仅在使用内冷时有效
Cutting data is suitable for internal coolant
② 推荐的内冷切削液压力最小20bar
Coolant pressure recommendation min. 20bar
③ 硬度较高的材料，需要按比例降低转速和进给
In case component material hardness increase, please decrease cutting speed proportionally
④ 如果使用外冷加工，需要调节转速参数以确保切屑成型良好且排屑顺畅
Under external coolant condition, please adjust cutting speed to secure good chips formation and evacuation
⑤ 如果使用外冷加工，必要时降低每转进给以确保排屑顺畅
Under external coolant condition, please decrease feed per revolution to secure chips evacuation

VTDrill SFP

通用高性能整体硬质合金钻头 Versatile high-performance solid carbide drills

带内冷设计 internal coolant

ISO	MC材料编号 MC No.	工件材料 Component material	布氏硬度 Hardness Brinell	线速度 Cutting speed VC(m/min)	钻头直径 Drill diameter (mm) 3-6	6.01-10	10.01-14	14.01-20
					每转进给 Feed Fn(mm/r) *			
S	S1.0.U.AN	淬硬高温合金 Hardened HRSA	200	15 - 25	0.06-0.12	0.08-0.14	0.10-0.14	0.12-0.16
	S1.0.U.AG		280	15 - 25	0.06-0.12	0.08-0.14	0.10-0.14	0.12-0.16
	S2.0.Z.AN	镍基合金 Nickel base HRSA	250	15 - 25	0.06-0.12	0.08-0.14	0.10-0.14	0.12-0.16
	S2.0.Z.AG		350	15 - 25	0.06-0.12	0.08-0.14	0.10-0.14	0.12-0.16
	S2.0.Z.UT		275	15 - 25	0.06-0.12	0.08-0.14	0.10-0.14	0.12-0.16
	S2.0.Z.NS		320	15 - 25	0.06-0.12	0.08-0.14	0.10-0.14	0.12-0.16
	S3.0.Z.AN	钴基合金 Cobalt base HRSA	200	15 - 25	0.06-0.12	0.08-0.14	0.10-0.14	0.12-0.16
	S3.0.Z.AG		300	15 - 25	0.06-0.12	0.08-0.14	0.10-0.14	0.12-0.16
	S3.0.C.NS		320	15 - 25	0.06-0.12	0.08-0.14	0.10-0.14	0.12-0.16
	S4.1.Z.UT	钛合金 Ti alloy	200	40 - 60	0.06-0.12	0.08-0.20	0.14-0.28	0.10-0.16
	S4.2.Z.AN		320	40 - 60	0.06-0.12	0.08-0.20	0.14-0.28	0.16-0.30
	S4.3.Z.AN		330	40 - 60	0.06-0.12	0.08-0.20	0.14-0.28	0.16-0.30
	S4.3.Z.AG		375	40 - 60	0.06-0.12	0.08-0.20	0.14-0.28	0.16-0.30
	S4.4.Z.AN		330	40 - 60	0.06-0.12	0.08-0.20	0.14-0.28	0.16-0.30
	S4.4.Z.AG		410	40 - 60	0.06-0.12	0.08-0.20	0.14-0.28	0.16-0.30

ISO	MC材料编号 MC No.	工件材料 Component material	布氏硬度 Hardness Brinell	线速度 Cutting speed VC(m/min)	钻头直径 Drill diameter (mm) 3-6	6.01-10	10.01-14	14.01-20
					每转进给 Feed Fn(mm/r) *			
H	H1.1.Z.HA	超硬钢，调质处理 Hardened HRSA	50	16 - 24	0.05-0.12	0.08-0.14	0.10-0.16	0.12-0.2
	H2.0.C.UT.4	冷硬铸铁 Chilled cast iron	64	14 - 20	0.05-0.12	0.08-0.14	0.10-0.16	0.12-0.2

① 切削参数推荐值仅在使用内冷时有效
Cutting data is suitable for internal coolant
② 推荐的内冷切削液压力最小20bar
Coolant pressure recommendation min. 20bar
③ 硬度较高的材料，需要按比例降低转速和进给
In case component material hardness increase, please decrease cutting speed proportionally
④ 如果使用外冷加工，需要调节转速参数以确保切屑成型良好且排屑顺畅
Under external coolant condition, please adjust cutting speed to secure good chips formation and evacuation
⑤ 如果使用外冷加工，必要时降低每转进给以确保排屑顺畅
Under external coolant condition, please decrease feed per revolution to secure chips evacuation

VTDrill SFP

通用高性能整体硬质合金钻头 Versatile high-performance solid carbide drills

带内冷设计 internal coolant

ISO	MC材料编号 MC No.	工件材料 Component material	布氏硬度 Hardness Brinell	线速度 VC(m/min) Cutting speed 最小 Min.	起始 Start	最大 Max.
N		铝 Aluminium				
	N1.2.Z.UT	工业纯铝 Commercial pure	60	110	150	180
	N1.2.Z.AG	含硅铝合金（硅含量≤1%） AlSi alloys, Si ≤ 1%	100	110	150	180
	N1.3.C.UT	铸铝，非时效 Cast, non-aging	75	110	150	180
	N1.3.C.UT	铸铝加时效处理 Cast or cast and aged	90	110	130	160
	N1.4.C.NS	含硅铸铝（硅含量≥13%） AlSi cast alloys, Si ≥ 13%	130	80	100	120
		铜基合金 Copper based alloys				
	N3.3.U.UT	易切铜合金（Pb>1%) Free cutting alloys	110	70	90	110
	N3.1.U.UT	非铅铜合金（包括电解铜）Non-leaded copper alloys (incl. electrolytic copper)	100	70	80	100

钻头直径 Drill diameter (mm)	每转进给 Feed Fn(mm/r) * 最小 Min.	起始 Start	最大 Max.
3	0.08	0.18	0.28
4	0.1	0.19	0.28
6	0.16	0.28	0.35
8	0.16	0.2	0.24
10	0.2	0.4	0.8
12	0.22	0.5	0.8
16	0.3	0.6	1
20	0.3	0.6	1

① 切削参数推荐值仅在使用内冷时有效
Cutting data is suitable for internal coolant
② 推荐的内冷切削液压力最小20bar
Coolant pressure recommendation min. 20bar
③ 硬度较高的材料，需要按比例降低转速和进给
In case component material hardness increase, please decrease cutting speed proportionally
④ 如果使用外冷加工，需要调节转速参数以确保切屑成型良好且排屑顺畅
Under external coolant condition, please adjust cutting speed to secure good chips formation and evacuation
⑤ 如果使用外冷加工，必要时降低每转进给以确保排屑顺畅
Under external coolant condition, please decrease feed per revolution to secure chips evacuation

SFP 产品 YPDrill SFP
SFM 产品 YPDrill SFM
DR200P 产品 YPDrill DR200P
LFRA 深孔钻产品 YPDrill LFRA
SFK 产品 YPDrill SFK

通用
Versatile solution

定制
Customized solution

ISO材料组应用范围 ISO material groups

M

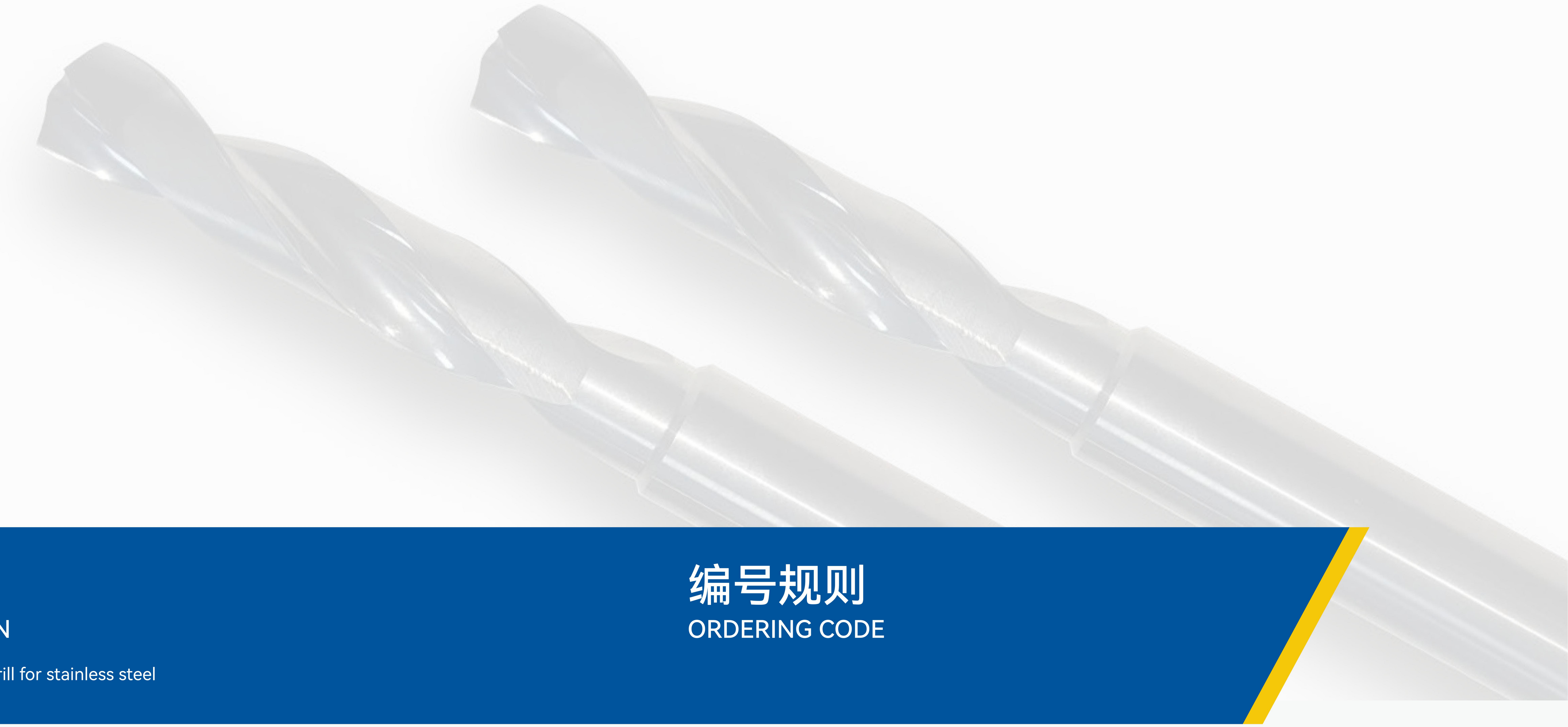

SFM产品介绍

SFM PRODUCT INTRODUCTION

不锈钢通用钻头 Versatile solid carbide drill for stainless steel

概述及应用领域
Overview & application areas

- 不锈钢材料通用加工
- 包括奥氏体、超级奥氏体、铁素体和双向不锈钢
- 可获孔径公差：IT8-9
- 产品直径范围：D3-D20mm
- 钻孔深度可达8倍径

- General purpose machining for stainless steel
- Including austenitic SS, super austenitic SS, ferritic SS, and duplex stainless steel
- Hole tolerance H8-H9
- Diameter range: 3.0-20.0 mm
- Drill length above 8xDC

特性与益处
Features and benefits

- 覆盖稳定工况和不稳定工况
  Cover both stable and unstable cutting conditions
- 内冷设计
  Provide internal coolant solutions
- 凹形切削刃降低切削阻力
  Curve cutting edge generates low cutting force
- 可变主后角提高刃口强度
  Variant clearance angle which provide cutting edge reliability
- 新型的容屑槽设计提高排屑能力
  Chips evacuation improvement thanks to chips flute new design
- 先进的切削刃倒钝降低崩刃风险
  Advanced ER treatment applied on cutting edge, which reduce risk of cutting edge breakage

编号规则

ORDERING CODE

S F M 2 03 N — 0900 — 10A — 01DP

代码		说明
S	s	产品系列 product family
F	F	刃型 cutting edge type
M	M	不锈钢材料 stainless steel
2	2	2刃 2 cutting edge
03	03	3倍径 3xDC
N	N	内冷 internal coolant
0900	0900	钻头直径 0900-DC9mm drill diameter 0900-DC9mm
10A	10	柄径 shank diameter
	A	HA圆柱柄 HA cylindrical shank
01DP	01	基体AK40 substrate AK40
	DP	涂层 coating

VTDrill SFM

不锈钢通用钻头 Versatile solid carbide drills for stainless steel

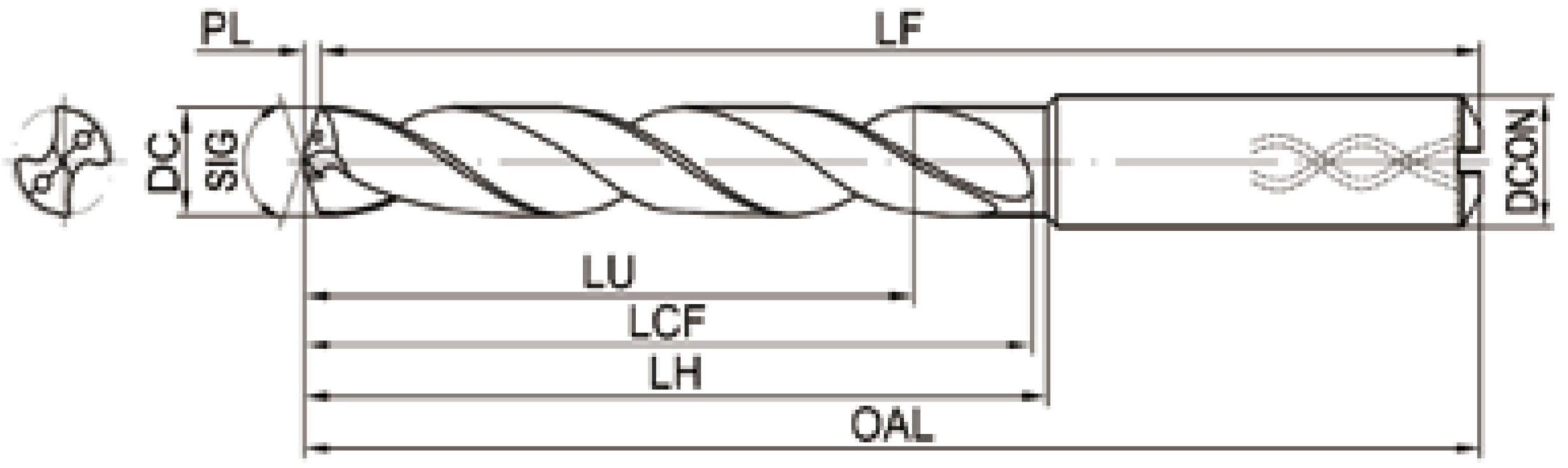

柄部直径公差 Shank diameter tolerance	h6
SIG	140°
最大修磨次数 Max. reconditioning times	5

内冷钻头 internal coolant design

订货号 Ordering code	尺寸 Dimension (mm)							长径比
	DC	LU	LCF	OAL	LF	PL	DCON	ULDR
SFM203N-0300-04A-01DP	3	9.5	20	62	61.5	0.5	4	3
SFM205N-0300-04A-01DP	3	15.5	26	66	65.5	0.5	4	5
SFM208N-0300-04A-01DP	3	24.5	40	78	77.5	0.5	4	8
SFM203N-0310-04A-01DP	3.1	9.8	20	62	61.5	0.5	4	3
SFM208N-0310-04A-01DP	3.1	25.3	40	78	77.5	0.5	4	8
SFM205N-0318-04A-01DP	3.18	16.4	26	66	65.5	0.5	4	5
SFM205N-0320-04A-01DP	3.2	16.5	26	66	65.5	0.5	4	5
SFM203N-0330-04A-01DP	3.3	10.5	20	62	61.4	0.6	4	3
SFM205N-0330-04A-01DP	3.3	17.1	26	66	65.4	0.6	4	5
SFM208N-0330-04A-01DP	3.3	27	40	78	77.4	0.6	4	8
SFM208N-0340-04A-01DP	3.4	27	40	78	73.4	0.6	4	8
SFM203N-0350-04A-01DP	3.5	11.1	20	62	61.4	0.6	4	3
SFM205N-0350-04A-01DP	3.5	18.1	26	66	65.4	0.6	4	5
SFM208N-0350-04A-01DP	3.5	27.3	40	78	77.4	0.6	4	8
SFM203N-0360-04A-01DP	3.6	11.4	20	62	61.4	0.6	4	3
SFM205N-0370-04A-01DP	3.7	19.1	26	66	65.4	0.6	4	5
SFM208N-0370-04A-01DP	3.7	27.9	40	78	77.4	0.6	4	8
SFM203N-0380-04A-01DP	3.8	12.1	24	66	65.4	0.6	4	3
SFM205N-0380-04A-01DP	3.8	31.1	34	74	73.4	0.6	4	5
SFM208N-0380-04A-01DP	3.8	31.1	49	87	86.4	0.6	4	8
SFM203N-0400-04A-01DP	4	12.7	24	66	65.3	0.7	4	3
SFM205N-0400-04A-01DP	4	20.7	34	74	73.3	0.7	4	5
SFM208N-0400-04A-01DP	4	32.7	49	87	86.3	0.7	4	8
SFM203N-0420-06A-01DP	4.2	13.3	24	66	65.3	0.7	6	3
SFM205N-0420-06A-01DP	4.2	21.7	34	74	73.3	0.7	6	5
SFM208N-0420-06A-01DP	4.2	34.3	49	87	86.3	0.7	6	8
SFM203N-0430-06A-01DP	4.3	13.7	24	66	65.2	0.7	6	3
SFM205N-0430-06A-01DP	4.3	22.3	34	74	73.2	0.7	6	5
SFM208N-0430-06A-01DP	4.3	35.2	49	87	86.3	0.7	6	8
SFM203N-0437-06A-01DP	4.37	13.8	24	66	65.3	0.7	6	3
SFM205N-0437-06A-01DP	4.37	22.5	34	74	73.3	0.7	6	5
SFM203N-0440-06A-01DP	4.4	14.1	24	66	65.3	0.7	6	3
SFM205N-0440-06A-01DP	4.4	22.8	34	74	73.3	0.7	6	5
SFM208N-0440-06A-01DP	4.4	36	49	87	86.3	0.7	6	8
SFM203N-0450-06A-01DP	4.5	14.3	24	66	65.3	0.7	6	3
SFM205N-0450-06A-01DP	4.5	23.3	34	74	73.3	0.7	6	5
SFM208N-0450-06A-01DP	4.5	36.8	49	87	86.3	0.7	6	8
SFM205N-0460-06A-01DP	4.6	23.8	34	74	73.2	0.8	6	5
SFM208N-0460-06A-01DP	4.6	36.8	49	87	86.2	0.8	6	8
SFM205N-0470-06A-01DP	4.7	24.3	34	74	73.2	0.8	6	5
SFM203N-0476-06A-01DP	4.76	15	28	66	65.2	0.8	6	3

订货号 Ordering code	尺寸 Dimension (mm)							长径比
	DC	LU	LCF	OAL	LF	PL	DCON	ULDR
SFM203N-0480-06A-01DP	4.8	15.2	28	66	65.2	0.8	6	3
SFM208N-0480-06A-01DP	4.8	39.2	56	94	93.2	0.8	6	8
SFM205N-0490-06A-01DP	4.9	25.3	44	82	81.2	0.8	6	5
SFM203N-0500-06A-01DP	5	15.8	28	66	65.2	0.8	6	3
SFM205N-0500-06A-01DP	5	25.8	44	82	81.2	0.8	6	5
SFM208N-0500-06A-01DP	5	40.8	56	94	93.2	0.8	6	8
SFM203N-0510-06A-01DP	5.1	16.1	28	66	65.2	0.8	6	3
SFM205N-0510-06A-01DP	5.1	26.3	44	82	81.2	0.8	6	5
SFM203N-0516-06A-01DP	5.16	16.3	28	66	65.2	0.8	6	3
SFM203N-0520-06A-01DP	5.2	16.4	28	66	65.1	0.9	6	3
SFM205N-0520-06A-01DP	5.2	26.8	44	82	81.1	0.9	6	5
SFM205N-0530-06A-01DP	5.3	27.3	44	82	81.1	0.9	6	5
SFM203N-0550-06A-01DP	5.5	17.4	28	66	65.1	0.9	6	3
SFM205N-0550-06A-01DP	5.5	28.4	44	82	81.1	0.9	6	5
SFM208N-0550-06A-01DP	5.5	44.9	56	94	93.1	0.9	6	8
SFM203N-0556-06A-01DP	5.56	17.6	28	66	65.1	0.9	6	3
SFM203N-0580-06A-01DP	5.8	17.6	28	66	65	1	6	3
SFM208N-0580-06A-01DP	5.8	47.3	56	94	93	1	6	8
SFM205N-0590-06A-01DP	5.9	30.4	44	82	81	1	6	5
SFM203N-0600-06A-01DP	6	18.9	28	66	65	1	6	3
SFM205N-0600-06A-01DP	6	30.9	44	82	81	1	6	5
SFM208N-0600-06A-01DP	6	48.9	56	94	93	1	6	8
SFM205N-0610-08A-01DP	6.1	31.5	53	91	90	1	8	5
SFM208N-0610-08A-01DP	6.1	49.8	67	106	105	1	8	8
SFM205N-0620-08A-01DP	6.2	32	53	91	89.9	1.1	8	5
SFM208N-0620-08A-01DP	6.2	50.6	67	106	104.9	1.1	8	8
SFM203N-0635-08A-01DP	6.35	20.1	34	79	78	1.1	8	3
SFM205N-0635-08A-01DP	6.35	32.8	53	91	90	1.1	8	5
SFM208N-0635-08A-01DP	6.35	51.8	67	106	104.9	1.1	8	8
SFM203N-0650-08A-01DP	6.5	20.6	34	79	77.9	1.1	8	3
SFM205N-0650-08A-01DP	6.5	33.6	53	91	89.9	1.1	8	5
SFM208N-0650-08A-01DP	6.5	52	67	106	104.9	1.1	8	8
SFM203N-0660-08A-01DP	6.6	20.9	34	79	77.9	1.1	8	3
SFM205N-0660-08A-01DP	6.6	34.1	53	91	89.9	1.1	8	5
SFM203N-0670-08A-01DP	6.7	21.2	34	79	77.9	1.1	8	3
SFM205N-0670-08A-01DP	6.7	34.6	53	91	89.9	1.1	8	5
SFM203N-0675-08A-01DP	6.75	21.3	34	79	77.9	1.1	8	3
SFM203N-0680-08A-01DP	6.8	21.5	34	79	77.9	1.1	8	3
SFM205N-0680-08A-01DP	6.8	35.1	53	91	89.9	1.1	8	5
SFM208N-0680-08A-01DP	6.8	54	67	106	104.9	1.1	8	8
SFM203N-0690-08A-01DP	6.9	21.8	34	79	77.8	1.2	8	3

注：① 本页产品按订单生产, 询价请联系用朴销售代表
All proudcts on this page are made-to-order, please contact Yongpu sales representative for quotation and ordering

② 切削参数请参考本部分样本的末页
Cutting data, please go to page 28

VTDrill SFM

不锈钢通用钻头 Versatile solid carbide drills for stainless steel

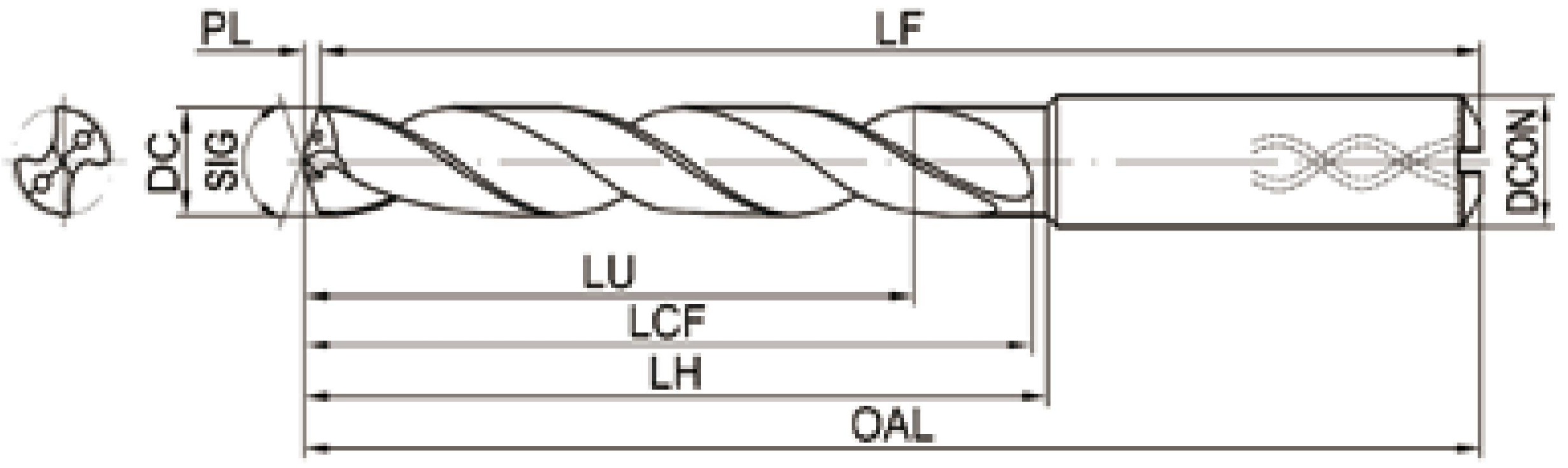

柄部直径公差 Shank diameter tolerance	h6
SIG	140°
最大修磨次数 Max. reconditioning times	5

内冷钻头 internal coolant design

订货号 Ordering code	尺寸 Dimension (mm)							长径比
	DC	LU	LCF	OAL	LF	PL	DCON	ULDR
SFM205N-0690-08A-01DP	6.9	35.6	53	91	89.8	1.2	8	5
SFM208N-0690-08A-01DP	6.9	55	67	106	104.8	1.2	8	8
SFM203N-0700-08A-01DP	7	22.1	34	79	77.8	1.2	8	3
SFM205N-0700-08A-01DP	7	36.1	53	91	89.8	1.2	8	5
SFM208N-0700-08A-01DP	7	55	67	106	104.8	1.2	8	8
SFM208N-0710-08A-01DP	7.1	57	72	110	108.8	1.2	8	8
SFM203N-0714-08A-01DP	7.14	22.6	41	79	77.8	1.2	8	3
SFM208N-0714-08A-01DP	7.14	58.3	72	110	108.8	1.2	8	8
SFM203N-0740-08A-01DP	7.4	23.4	41	79	77.7	1.3	8	3
SFM203N-0750-08A-01DP	7.5	23.7	41	79	77.7	1.3	8	3
SFM205N-0750-08A-01DP	7.5	38.7	53	91	89.7	1.3	8	5
SFM203N-0780-08A-01DP	7.8	24.7	41	79	77.7	1.3	8	3
SFM205N-0780-08A-01DP	7.8	40.3	53	91	89.7	1.3	8	5
SFM208N-0780-08A-01DP	7.8	63.7	72	110	108.7	1.3	8	8
SFM208N-0794-08A-01DP	7.94	64.8	72	110	108.6	1.4	8	8
SFM203N-0800-08A-01DP	8	25.3	41	79	77.6	1.4	8	3
SFM205N-0800-08A-01DP	8	41.3	53	91	89.6	1.4	8	5
SFM207N-0800-08A-01DP	8	56	72	110	108.6	1.4	8	7
SFM203N-0810-10A-01DP	8.1	25.6	47	89	87.6	1.4	10	3
SFM208N-0810-10A-01DP	8.1	66.1	80	122	120.6	1.4	10	8
SFM203N-0820-10A-01DP	8.2	25.9	47	89	87.6	1.4	10	3
SFM205N-0820-10A-01DP	8.2	42.3	61	103	101.6	1.4	10	5
SFM205N-0840-10A-01DP	8.4	43.4	61	103	101.6	1.4	10	5
SFM203N-0850-10A-01DP	8.5	26.9	47	89	87.6	1.4	10	3
SFM205N-0850-10A-01DP	8.5	43.9	61	103	101.6	1.4	10	5
SFM208N-0850-10A-01DP	8.5	69.4	80	122	120.6	1.4	10	8
SFM203N-0860-10A-01DP	8.6	27.2	47	89	87.5	1.5	10	3
SFM205N-0860-10A-01DP	8.6	44.4	61	103	101.5	1.5	10	5
SFM208N-0860-10A-01DP	8.6	70.2	80	122	120.5	1.5	10	8
SFM203N-0870-10A-01DP	8.7	27.5	47	89	87.5	1.5	10	3
SFM205N-0870-10A-01DP	8.7	44.9	61	103	101.5	1.5	10	5
SFM208N-0870-10A-01DP	8.7	71	80	122	120.5	1.5	10	8
SFM203N-0880-10A-01DP	8.8	27.8	47	89	87.5	1.5	10	3
SFM208N-0880-10A-01DP	8.8	71.8	80	122	120.5	1.5	10	8
SFM203N-0900-10A-01DP	9	28.5	47	89	87.5	1.5	10	3
SFM205N-0900-10A-01DP	9	46.5	61	103	101.5	1.5	10	5
SFM208N-0900-10A-01DP	9	72	80	122	120.5	1.5	10	8
SFM207N-0910-10A-01DP	9.1	63.7	80	122	120.5	1.5	10	7
SFM203N-0930-10A-01DP	9.3	29.4	47	89	87.4	1.6	10	3
SFM205N-0930-10A-01DP	9.3	48	61	103	101.4	1.6	10	5
SFM207N-0940-10A-01DP	9.4	65.8	80	122	120.4	1.6	10	7

订货号 Ordering code	尺寸 Dimension (mm)							长径比
	DC	LU	LCF	OAL	LF	PL	DCON	ULDR
SFM203N-0950-10A-01DP	9.5	30	47	89	87.4	1.6	10	3
SFM205N-0950-10A-01DP	9.5	48.7	61	103	101.4	1.6	10	5
SFM207N-0950-10A-01DP	9.5	66.5	80	122	120.4	1.6	10	7
SFM208N-0953-10A-01DP	9.53	66.7	80	122	120.4	1.6	10	7
SFM203N-0960-10A-01DP	9.6	30.3	47	89	87.4	1.6	10	3
SFM207N-0960-10A-01DP	9.6	67.2	80	122	120.4	1.6	10	7
SFM203N-0980-10A-01DP	9.8	31	47	89	87.3	1.7	10	3
SFM205N-0980-10A-01DP	9.8	48.3	61	103	101.3	1.7	10	5
SFM203N-1000-10A-01DP	10	31.6	47	89	87.3	1.7	10	3
SFM205N-1000-10A-01DP	10	50	61	103	101.3	1.7	10	5
SFM207N-1000-10A-01DP	10	70	80	122	120.3	1.7	10	7
SFM205N-1010-12A-01DP	10.1	52.1	71	118	106.3	1.7	12	5
SFM203N-1020-12A-01DP	10.2	32.3	55	102	100.3	1.7	12	3
SFM205N-1020-12A-01DP	10.2	52.7	71	118	116.3	1.7	12	5
SFM203N-1030-12A-01DP	10.3	32.6	55	102	100.2	1.8	12	3
SFM205N-1030-12A-01DP	10.3	53.2	71	118	116.2	1.8	12	5
SFM208N-1030-12A-01DP	10.3	82.4	96	141	139.2	1.8	12	8
SFM203N-1050-12A-01DP	10.5	33.2	55	102	100.2	1.8	12	3
SFM205N-1050-12A-01DP	10.5	54.2	71	118	116.2	1.8	12	5
SFM208N-1050-12A-01DP	10.5	84	96	141	139.2	1.8	12	8
SFM203N-1080-12A-01DP	10.8	34.2	55	102	100.2	1.8	12	3
SFM203N-1100-12A-01DP	11	34.8	55	102	100.1	1.9	12	3
SFM205N-1100-12A-01DP	11	56.8	71	118	116.1	1.9	12	5
SFM207N-1100-12A-01DP	11	77	96	141	139.1	1.9	12	7
SFM203N-1110-12A-01DP	11.1	35.1	55	102	100.1	1.9	12	3
SFM207N-1111-12A-01DP	11.11	77.8	96	141	139.1	1.9	12	7
SFM205N-1120-12A-01DP	11.2	57.6	71	118	116.1	1.9	12	5
SFM203N-1150-12A-01DP	11.5	36.4	55	102	100	2	12	3
SFM205N-1150-12A-01DP	11.5	57.2	71	118	116	2	12	5
SFM203N-1170-12A-01DP	11.7	37	55	102	100	2	12	3
SFM203N-1180-12A-01DP	11.8	37.3	55	102	100	2	12	3
SFM205N-1180-12A-01DP	11.8	56.8	71	118	116	2	12	5
SFM207N-1180-12A-01DP	11.8	82.6	96	141	139	2	12	7
SFM203N-1200-12A-01DP	12	38	55	102	99.9	2.1	12	3
SFM205N-1200-12A-01DP	12	60	71	118	115.9	2.1	12	5
SFM207N-1200-12A-01DP	12	84	96	141	138.9	2.1	12	7
SFM203N-1220-14A-01DP	12.2	38.6	60	107	104.9	2.1	14	3
SFM205N-1250-14A-01DP	12.5	63	77	124	121.9	2.1	14	5
SFM207N-1250-14A-01DP	12.5	88	108	155	152.9	2.1	14	7
SFM203N-1270-14A-01DP	12.7	40.2	60	107	104.8	2.2	14	3
SFM205N-1270-14A-01DP	12.7	64	77	124	121.8	2.2	14	5

注：① 本页产品按订单生产, 询价请联系用朴销售代表
All proudcts on this page are made-to-order, please contact Yongpu sales representative for quotation and ordering

② 切削参数请参考本部分样本的末页
Cutting data, please go to page 28

VTDrill SFM

不锈钢通用钻头 Versatile solid carbide drills for stainless steel



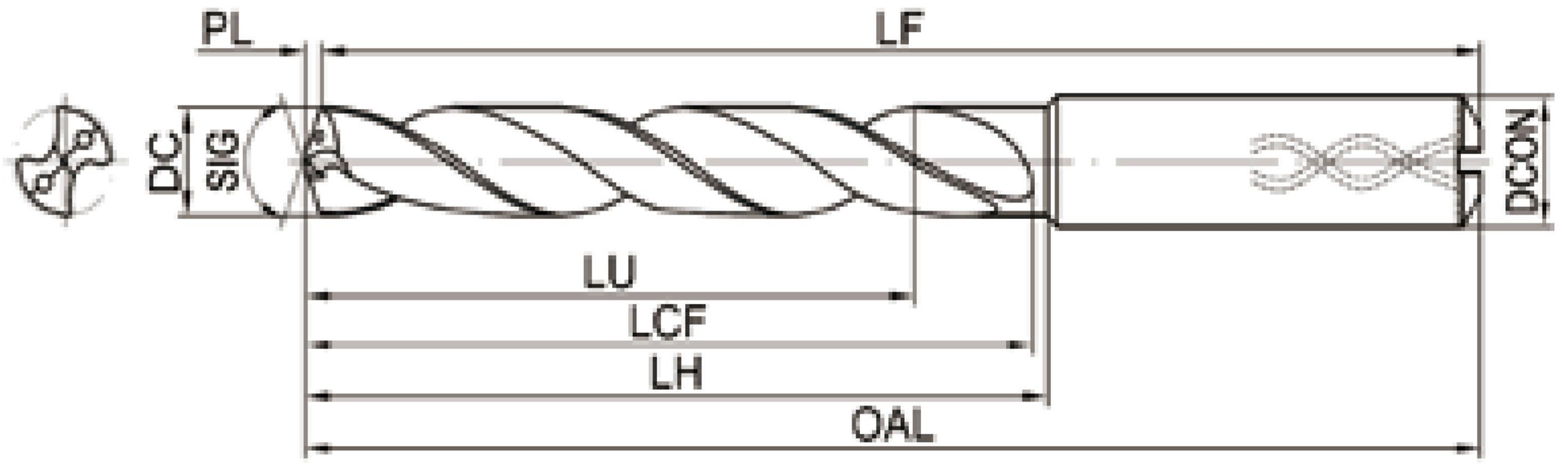

内冷钻头 internal coolant design

柄部直径公差 Shank diameter tolerance	h6
SIG	140°
最大修磨次数 Max. reconditioning times	5

订货号 Ordering code	尺寸 Dimension (mm)							长径比
	DC	LU	LCF	OAL	LF	PL	DCON	ULDR
SFM203N-1280-14A-01DP	12.8	40.5	60	107	104.8	2.2	14	3
SFM203N-1300-14A-01DP	13	41.1	60	107	104.8	2.2	14	3
SFM205N-1300-14A-01DP	13	61.4	77	124	121.8	2.2	14	5
SFM207N-1300-14A-01DP	13	91	108	155	152.8	2.2	14	7
SFM205N-1350-14A-01DP	13.5	60.8	77	124	121.7	2.3	14	5
SFM207N-1350-14A-01DP	13.5	95	108	155	152.7	2.3	14	7
SFM203N-1400-14A-01DP	14	44.3	60	107	104.6	2.4	14	3
SFM205N-1400-14A-01DP	14	63	77	124	121.6	2.4	14	5
SFM207N-1400-14A-01DP	14	98	108	155	152.6	2.4	14	7
SFM205N-1425-16A-01DP	14.25	68.7	83	133	130.5	2.5	16	5
SFM208N-1425-16A-01DP	14.25	101	121	171	168.5	2.5	16	7
SFM205N-1450-16A-01DP	14.5	68.5	83	133	130.5	2.5	16	5
SFM203N-1468-16A-01DP	14.68	46.4	65	115	112.5	2.5	16	3
SFM203N-1500-16A-01DP	15	47.4	65	115	112.4	2.6	16	3
SFM205N-1500-16A-01DP	15	68	83	133	130.4	2.6	16	5
SFM208N-1580-16A-01DP	15.8	110.6	121	171	168.2	2.8	16	7
SFM203N-1600-16A-01DP	16	49	65	115	112.2	2.8	16	3
SFM207N-1600-16A-01DP	16	111	121	171	168.2	2.8	16	7
SFM203N-1650-18A-01DP	16.5	52.1	73	123	120.2	2.8	18	3
SFM205N-1650-18A-01DP	16.5	82.5	95	143	140.2	2.8	18	5
SFM203N-1680-18A-01DP	16.8	53	73	123	120.2	2.8	18	3
SFM205N-1700-18A-01DP	17	85	95	143	140.2	2.8	18	5
SFM203N-1750-18A-01DP	17.5	55.2	73	123	120.2	2.8	18	3
SFM204N-1750-18A-01DP	17.5	70	95	143	140.2	2.8	18	4
SFM204N-1780-18A-01DP	17.8	71.2	95	143	140.1	2.9	18	4
SFM203N-1800-18A-01DP	18	56.8	73	123	120.1	2.9	18	3
SFM204N-1800-18A-01DP	18	72	95	143	140.1	2.9	18	4
SFM203N-1850-20A-01DP	18.5	58.4	79	131	128.1	2.9	20	3
SFM203N-1880-20A-01DP	18.8	59.3	79	131	128.1	2.9	20	3
SFM205N-1880-20A-01DP	18.8	93	103	153	150.1	2.9	20	5
SFM203N-1900-20A-01DP	19	59.9	79	131	128.1	2.9	20	3
SFM203N-2000-20A-01DP	20	63	79	131	127.9	3.1	20	3

订货号 Ordering code	尺寸 Dimension (mm)							长径比
	DC	LU	LCF	OAL	LF	PL	DCON	ULDR

注：① 本页产品按订单生产, 询价请联系用朴销售代表
All proudcts on this page are made-to-order, please contact Yongpu sales representative for quotation and ordering

② 切削参数请参考本部分样本的末页
Cutting data, please go to page 28

VTDrill SFM

不锈钢通用钻头 Versatile solid carbide drills for stainless steel

带内冷设计 internal coolant

ISO	MC材料编号 MC No.	工件材料 Component material	布氏硬度 Hardness Brinell	线速度 VC(m/min) Cutting speed		
				最小 Min.	起始 Start	最大 Max.
M	奥氏体不锈钢 Austenitic stainless steel					
	M1.0.C.UT	铸造+未处理 Cast+untreated	165	48	60	72
	M1.0.Z.AQ	退火/淬火 Annealed/quenched	200	48	60	72
	M1.0.Z.PH	沉淀硬化 PH-hardened	350	44	55	66
	M1.1.Z.AQ	改善了可加工性 Machinability improved	165	48	60	72
	M1.2.Z.AQ	易切削 Free cutting	200	48	60	72
	M1.3.C.AQ	钛稳定化+铸造 Ti-stabilized+cast	200	48	60	72
	M1.3.Z.AQ	钛稳定化 Ti-stabilized	200	48	60	72
	M1.4.Z.AQ	高强度 High strength	250	48	60	72
	优质奥氏体(Ni>20%)不锈钢 Super austenitic (Ni>20%) stainless steel					
	M2.0.C.AQ	铸造+退火/淬火 Cast+annealed/quenched	165	44	50	68
	M2.0.Z.AQ	退火/淬火 Annealed/quenched	200	44	50	68
	双相(奥氏体/铁素体)不锈钢 Duplex (austenitic/ferritic) stainless steel					
	M3.1.Z.AQ >60%	铁素体（N<0.10%） >60% ferrite (N<0.10%)	250	50	65	80
	M3.2.Z.AQ <60%	铁素体（N≥0.10%） <60% ferrite (N≥0.10%)	250	50	65	80

钻头直径 Drill diameter (mm)	每转进给 Feed Fn(mm/r) *		
	最小 Min.	起始 Start	最大 Max.
3	0.05	0.07	0.1
4	0.08	0.1	0.12
6	0.09	0.11	0.13
8	0.1	0.12	0.14
10	0.13	0.14	0.17
12	0.13	0.16	0.19
16	0.14	0.2	0.23
20	0.17	0.22	0.25

① 切削参数推荐值仅在使用内冷时有效
Cutting data is suitable for internal coolant

② 推荐的内冷切削液压力最小20bar
Coolant pressure recommendation min. 20bar

③ 硬度较高的不锈钢例如沉淀硬化不锈钢，需要按比例降低转速和进给
In case component material hardness increase such as PH stainless steel, please decrease cutting speed proportionally

④ 如果使用外冷加工，需要调节转速参数以确保切屑成型良好且排屑顺畅
Under external coolant condition, please adjust cutting speed to secure good chips formation and evacuation

⑤ 如果使用外冷加工，必要时降低每转进给以确保排屑顺畅
Under external coolant condition, please decrease feed per revolution to secure chips evacuation

专用
Dedecated

定制
Customized solution

ISO材料组应用范围 ISO material groups

P M

DR200P产品介绍

DR200P PRODUCT INTRODUCTION

专用高性能整体硬质合金钻头 Optimized high-performance solid carbide drills

概述及应用领域
Overview & application areas

- 应用于专用机械、模具、汽车和能源行业
- 适用于ISO工件材料组P、M
- 可获孔径公差：IT8-9
- 产品直径范围：D3-D20mm
- 钻孔深度可达8倍径

- Solutions for industry segments such as general machining, D&M, auto and power generation
- Covers ISO-P/M material groups
- Hole tolerance H8–H9
- Diameter range: 3.0–20.0 mm
- Drill length above 8xDC

特性与益处
Features and benefits

覆盖稳定工况和不稳定工况
Cover both stable and unstable cutting conditions

内冷和外冷设计都具备
Provide both internal & external coolant solutions

月牙形切削刃降低切削阻力
Curve cutting edge generates low cutting force

特殊的横刃设计带来优异的定心能力
Good centering performance thanks to unique design on central cutting edge

容屑槽优化设计改善排屑效果
Good chips evacuation thanks to chips flute optimization design

超微晶粒基体配合纳米复合多层PVD涂层带来长寿命
extra fine grain size substrate together with multi layers PVD coating generates long tool life

编号规则

ORDERING CODE

D R200 P 2 03 N — 0900 — 10A — 01DP

D	R200	P	2	03	N	0900	10A	01DP
D - 产品系列 product family	R - 刃型 cutting edge type	P - 钢件材料 P- material group	2 - 2 刃 2 cutting edge	03 - 3 倍径 3xDC	N - 内冷 internal coolant	0900 - 钻头直径 0900-DC9mm drill diameter 0900-DC9mm	10 - 柄径 shank diameter A - HA 圆柱柄 HA cylindrical shank	01 - 基体 AK40 substrate AK40 DP - 涂层 coating

VTDrill DR200P

专用高性能整体硬质合金钻头 Optimized high-performance solid carbide drills

GZVictor

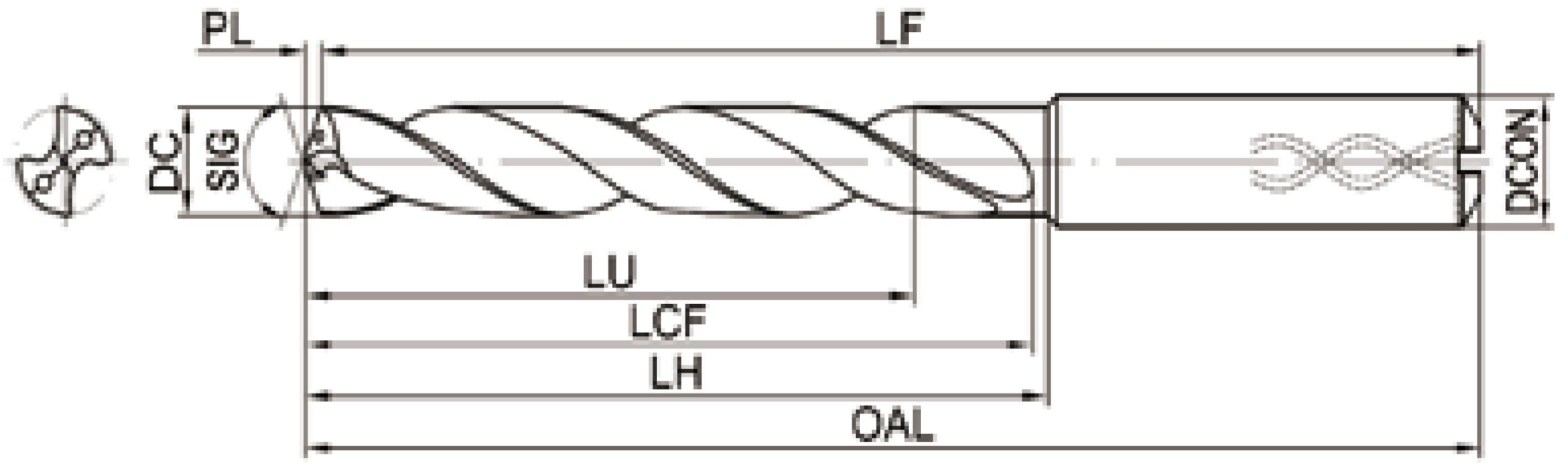

柄部直径公差 Shank diameter tolerance	h6
SIG	140°
最大修磨次数 Max. reconditioning times	5

内冷钻头 internal coolant design

订货号 Ordering code	尺寸 Dimension (mm)							长径比
	DC	LU	LCF	OAL	LF	PL	DCON	ULDR
DR200P203N-0300-04A-01DP	3	9.5	20	62	61.5	0.5	4	3
DR200P205N-0300-04A-01DP	3	15.5	26	66	65.5	0.5	4	5
DR200P208N-0300-04A-01DP	3	24.5	40	78	77.5	0.5	4	8
DR200P203N-0310-04A-01DP	3.1	9.8	20	62	61.5	0.5	4	3
DR200P205N-0310-04A-01DP	3.1	16	26	66	65.5	0.5	4	5
DR200P208N-0310-04A-01DP	3.1	25.3	40	78	77.5	0.5	4	8
DR200P203N-0317-04A-01DP	3.17	10	20	62	61.5	0.5	4	3
DR200P205N-0317-04A-01DP	3.17	16.4	26	66	65.5	0.5	4	5
DR200P208N-0317-04A-01DP	3.17	25.9	40	78	77.5	0.5	4	8
DR200P203N-0320-04A-01DP	3.2	10.1	20	62	61.5	0.5	4	3
DR200P205N-0320-04A-01DP	3.2	16.5	26	66	65.5	0.5	4	5
DR200P208N-0320-04A-01DP	3.2	26.1	40	78	77.5	0.5	4	8
DR200P203N-0330-04A-01DP	3.3	10.5	20	62	61.4	0.6	4	3
DR200P205N-0330-04A-01DP	3.3	17.1	26	66	65.4	0.6	4	5
DR200P208N-0330-04A-01DP	3.3	27	40	78	77.5	0.6	4	8
DR200P203N-0340-04A-01DP	3.4	10.8	20	62	61.4	0.6	4	3
DR200P205N-0340-04A-01DP	3.4	17.6	26	66	65.4	0.6	4	5
DR200P208N-0340-04A-01DP	3.4	27.5	40	78	77.4	0.6	4	8
DR200P208N-0345-04A-01DP	3.45	27.4	40	78	77.4	0.6	4	8
DR200P203N-0350-04A-01DP	3.5	11.1	20	62	61.4	0.6	4	3
DR200P205N-0350-04A-01DP	3.5	18.1	26	66	65.4	0.6	4	5
DR200P208N-0350-04A-01DP	3.5	27.3	40	78	77.4	0.6	4	8
DR200P203N-0355-04A-01DP	3.55	11.2	20	62	61.4	0.6	4	3
DR200P208N-0357-04A-01DP	3.57	27.1	40	78	77.4	0.6	4	8
DR200P203N-0360-04A-01DP	3.6	11.4	20	62	61.4	0.6	4	3
DR200P205N-0360-04A-01DP	3.6	18.5	26	66	65.4	0.6	4	5
DR200P208N-0360-04A-01DP	3.6	27.1	40	78	77.4	0.6	4	8
DR200P203N-0370-04A-01DP	3.7	11.7	20	62	61.4	0.6	4	3
DR200P205N-0370-04A-01DP	3.7	19.1	26	66	65.4	0.6	4	5
DR200P208N-0370-04A-01DP	3.7	27.9	40	78	77.4	0.6	4	8
DR200P203N-0380-04A-01DP	3.8	12.1	24	66	65.4	0.6	4	3
DR200P205N-0380-04A-01DP	3.8	31.1	34	74	73.4	0.6	4	5
DR200P208N-0380-04A-01DP	3.8	31.1	49	87	86.4	0.6	4	8
DR200P203N-0390-04A-01DP	3.9	12.5	24	66	65.4	0.6	4	3
DR200P205N-0390-04A-01DP	3.9	20.2	34	74	73.4	0.6	4	5
DR200P208N-0390-04A-01DP	3.9	31.9	49	87	86.4	0.6	4	8
DR200P208N-0397-04A-01DP	3.97	32.4	49	87	86.3	0.7	4	8
DR200P203N-0400-04A-01DP	4	12.7	24	66	65.3	0.7	4	3
DR200P205N-0400-04A-01DP	4	20.7	34	74	73.3	0.7	4	5
DR200P208N-0400-04A-01DP	4	32.7	49	87	86.3	0.7	4	8

订货号 Ordering code	尺寸 Dimension (mm)							长径比
	DC	LU	LCF	OAL	LF	PL	DCON	ULDR
DR200P203N-0410-06A-01DP	4.1	13	24	66	65.3	0.7	6	3
DR200P205N-0410-06A-01DP	4.1	21.2	34	74	73.3	0.7	6	5
DR200P208N-0410-06A-01DP	4.1	33.5	49	87	86.3	0.7	6	8
DR200P203N-0420-06A-01DP	4.2	13.3	24	66	65.3	0.7	6	3
DR200P205N-0420-06A-01DP	4.2	21.7	34	74	73.3	0.7	6	5
DR200P208N-0420-06A-01DP	4.2	34.3	49	87	86.3	0.7	6	8
DR200P203N-0430-06A-01DP	4.3	13.7	24	66	65.2	0.7	6	3
DR200P205N-0430-06A-01DP	4.3	22.3	34	74	73.2	0.7	6	5
DR200P208N-0430-06A-01DP	4.3	35.2	49	87	86.3	0.7	6	8
DR200P203N-0440-06A-01DP	4.4	14.1	24	66	65.3	0.7	6	3
DR200P205N-0440-06A-01DP	4.4	22.8	34	74	73.3	0.7	6	5
DR200P208N-0440-06A-01DP	4.4	36	49	87	86.3	0.7	6	8
DR200P203N-0450-06A-01DP	4.5	14.3	24	66	65.3	0.7	6	3
DR200P205N-0450-06A-01DP	4.5	23.3	34	74	73.3	0.7	6	5
DR200P208N-0450-06A-01DP	4.5	36.8	49	87	86.3	0.7	6	8
DR200P205N-0455-06A-01DP	4.55	23.5	34	74	73.2	0.8	6	5
DR200P203N-0460-06A-01DP	4.6	14.6	24	66	65.2	0.8	6	3
DR200P205N-0460-06A-01DP	4.6	23.8	34	74	73.2	0.8	6	5
DR200P208N-0460-06A-01DP	4.6	36.8	49	87	86.2	0.8	6	8
DR200P208N-0470-06A-01DP	4.7	36.6	49	87	86.2	0.8	6	8
DR200P203N-0476-06A-01DP	4.76	15	28	66	65.2	0.8	6	3
DR200P208N-0476-06A-01DP	4.76	36.8	56	94	93.2	0.8	6	8
DR200P203N-0480-06A-01DP	4.8	15.2	28	66	65.2	0.8	6	3
DR200P205N-0480-06A-01DP	4.8	24.8	44	82	81.2	0.8	6	5
DR200P208N-0480-06A-01DP	4.8	39.2	56	94	93.2	0.8	6	8
DR200P203N-0490-06A-01DP	4.9	15.5	28	66	65.2	0.8	6	3
DR200P205N-0490-06A-01DP	4.9	25.3	44	82	81.2	0.8	6	5
DR200P208N-0490-06A-01DP	4.9	40	56	94	93.2	0.8	6	8
DR200P203N-0500-06A-01DP	5	15.8	28	66	65.2	0.8	6	3
DR200P205N-0500-06A-01DP	5	25.8	44	82	81.2	0.8	6	5
DR200P208N-0500-06A-01DP	5	40.8	56	94	93.2	0.8	6	8
DR200P203N-0510-06A-01DP	5.1	16.1	28	66	65.2	0.8	6	3
DR200P205N-0510-06A-01DP	5.1	26.3	44	82	81.2	0.8	6	5
DR200P208N-0510-06A-01DP	5.1	41.6	56	94	93.2	0.8	6	8
DR200P205N-0516-06A-01DP	5.16	26.6	44	82	81.2	0.8	6	5
DR200P208N-0516-06A-01DP	5.16	42.1	56	94	93.1	0.9	6	8
DR200P203N-0520-06A-01DP	5.2	16.4	28	66	65.1	0.9	6	3
DR200P205N-0520-06A-01DP	5.2	26.8	44	82	81.1	0.9	6	5
DR200P208N-0520-06A-01DP	5.2	42.4	56	94	93.1	0.9	6	8

注：① 本页产品按订单生产, 询价请联系用朴销售代表
All proudcts on this page are made-to-order, please contact Yongpu sales representative for quotation and ordering

② 切削参数请参考本部分样本的末页
Cutting data, please go to page 39

VTDrill DR200P

专用高性能整体硬质合金钻头 Optimized high-performance solid carbide drills

GZVictor

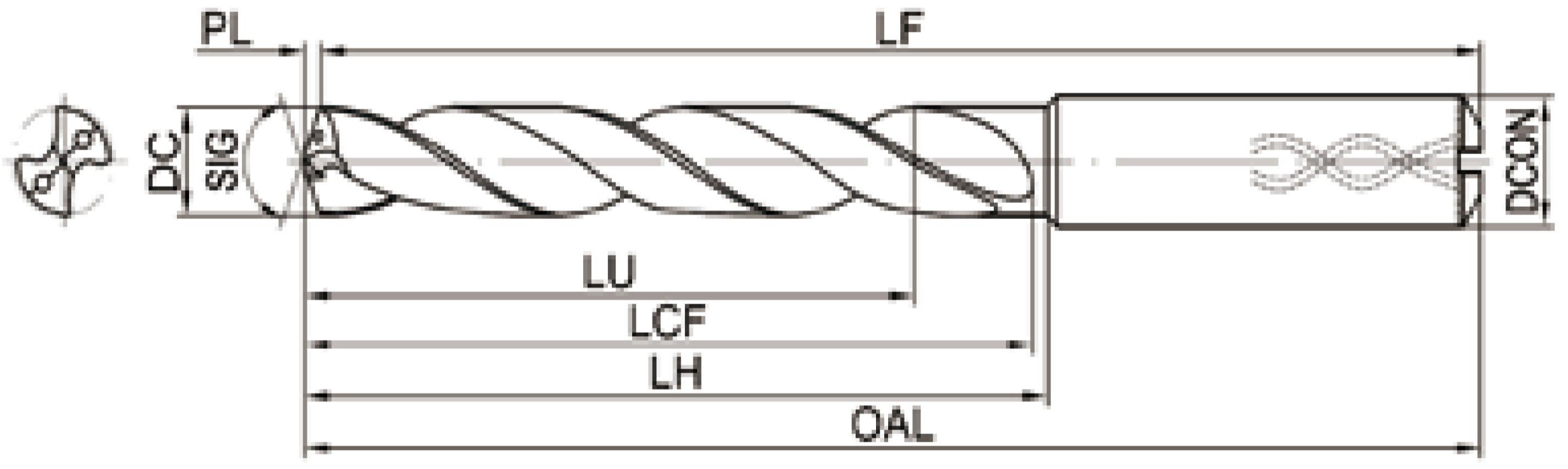

柄部直径公差 Shank diameter tolerance	h6
SIG	140°
最大修磨次数 Max. reconditioning times	5

内冷钻头 internal coolant design

订货号 Ordering code	尺寸 Dimension (mm)							长径比
	DC	LU	LCF	OAL	LF	PL	DCON	ULDR
DR200P203N-0530-06A-01DP	5.3	16.7	28	66	65.1	0.9	6	3
DR200P205N-0530-06A-01DP	5.3	27.3	44	82	81.1	0.9	6	5
DR200P203N-0540-06A-01DP	5.4	17	28	66	65.1	0.9	6	3
DR200P205N-0540-06A-01DP	5.4	27.8	44	82	81.1	0.9	6	5
DR200P208N-0540-06A-01DP	5.4	44	56	94	93.1	0.9	6	8
DR200P203N-0550-06A-01DP	5.5	17.4	28	66	65.1	0.9	6	3
DR200P205N-0550-06A-01DP	5.5	28.4	44	82	81.1	0.9	6	5
DR200P208N-0550-06A-01DP	5.5	44.9	56	94	93.1	0.9	6	8
DR200P205N-0555-06A-01DP	5.55	28.7	44	82	81.1	0.9	6	5
DR200P203N-0556-06A-01DP	5.56	17.5	28	66	65.1	0.9	6	3
DR200P205N-0556-06A-01DP	5.56	28.7	44	82	81.1	0.9	6	5
DR200P208N-0556-06A-01DP	5.56	45.3	56	94	93.1	0.9	6	8
DR200P203N-0560-06A-01DP	5.6	17.7	28	66	65.1	0.9	6	3
DR200P205N-0560-06A-01DP	5.6	28.9	44	82	81.1	0.9	6	5
DR200P208N-0560-06A-01DP	5.6	45.7	56	94	93.1	0.9	6	8
DR200P205N-0570-06A-01DP	5.7	29.4	44	82	81	1	6	5
DR200P208N-0570-06A-01DP	5.7	46.5	56	94	93	1	6	8
DR200P203N-0580-06A-01DP	5.8	17.6	28	66	65	1	6	3
DR200P205N-0580-06A-01DP	5.8	29.9	44	82	81	1	6	5
DR200P208N-0580-06A-01DP	5.8	47.3	56	94	93	1	6	8
DR200P203N-0590-06A-01DP	5.9	18.2	28	66	65	1	6	3
DR200P205N-0590-06A-01DP	5.9	30.4	44	82	81	1	6	5
DR200P208N-0590-06A-01DP	5.9	47.4	56	94	93	1	6	8
DR200P203N-0595-06A-01DP	5.95	18.2	28	66	65	1	6	3
DR200P205N-0595-06A-01DP	5.95	30.7	44	82	81	1	6	5
DR200P203N-0600-06A-01DP	6	18.9	28	66	65	1	6	3
DR200P205N-0600-06A-01DP	6	30.9	44	82	81	1	6	5
DR200P208N-0600-06A-01DP	6	48	56	94	93	1	6	8
DR200P203N-0610-08A-01DP	6.1	19.3	34	79	78	1	8	3
DR200P205N-0610-08A-01DP	6.1	31.5	53	91	90	1	8	5
DR200P208N-0610-08A-01DP	6.1	49.8	67	106	105	1	8	8
DR200P203N-0620-08A-01DP	6.2	19.6	34	79	77.9	1.1	8	3
DR200P205N-0620-08A-01DP	6.2	32	53	91	89.9	1.1	8	5
DR200P208N-0620-08A-01DP	6.2	50.6	67	106	104.9	1.1	8	8
DR200P203N-0630-08A-01DP	6.3	19.9	34	79	77.9	1.1	8	3
DR200P205N-0630-08A-01DP	6.3	32.5	53	91	89.9	1.1	8	5
DR200P208N-0630-08A-01DP	6.3	51.4	67	106	104.9	1.1	8	8
DR200P203N-0635-08A-01DP	6.35	20.1	34	79	78	1.1	8	3
DR200P205N-0635-08A-01DP	6.35	32.8	53	91	90	1.1	8	5
DR200P208N-0635-08A-01DP	6.35	51.8	67	106	104.9	1.1	8	8

订货号 Ordering code	尺寸 Dimension (mm)							长径比
	DC	LU	LCF	OAL	LF	PL	DCON	ULDR
DR200P203N-0640-08A-01DP	6.4	20.2	34	79	77.9	1.1	8	3
DR200P205N-0640-08A-01DP	6.4	33	53	91	89.9	1.1	8	5
DR200P208N-0640-08A-01DP	6.4	52.2	67	106	104.9	1.1	8	8
DR200P203N-0650-08A-01DP	6.5	20.6	34	79	77.9	1.1	8	3
DR200P205N-0650-08A-01DP	6.5	33.6	53	91	89.9	1.1	8	5
DR200P208N-0650-08A-01DP	6.5	53.1	67	106	104.9	1.1	8	8
DR200P203N-0660-08A-01DP	6.6	20.9	34	79	77.9	1.1	8	3
DR200P205N-0660-08A-01DP	6.6	34.1	53	91	89.9	1.1	8	5
DR200P208N-0660-08A-01DP	6.6	53.9	67	106	104.9	1.1	8	8
DR200P203N-0670-08A-01DP	6.7	21.2	34	79	77.9	1.1	8	3
DR200P205N-0670-08A-01DP	6.7	34.6	53	91	89.9	1.1	8	5
DR200P208N-0670-08A-01DP	6.7	54.7	67	106	104.9	1.1	8	8
DR200P203N-0675-08A-01DP	6.75	21.3	34	79	77.9	1.1	8	3
DR200P205N-0675-08A-01DP	6.75	34.8	53	91	89.9	1.1	8	5
DR200P208N-0675-08A-01DP	6.75	55.1	67	106	104.9	1.1	8	8
DR200P203N-0680-08A-01DP	6.8	21.5	34	79	77.9	1.1	8	3
DR200P205N-0680-08A-01DP	6.8	35.1	53	91	89.9	1.1	8	5
DR200P208N-0680-08A-01DP	6.8	55.5	67	106	104.9	1.1	8	8
DR200P203N-0690-08A-01DP	6.9	21.8	34	79	77.8	1.2	8	3
DR200P205N-0690-08A-01DP	6.9	35.6	53	91	89.8	1.2	8	5
DR200P208N-0690-08A-01DP	6.9	56.3	67	106	104.8	1.2	8	8
DR200P203N-0700-08A-01DP	7	22.1	34	79	77.8	1.2	8	3
DR200P205N-0700-08A-01DP	7	36.1	53	91	89.8	1.2	8	5
DR200P208N-0700-08A-01DP	7	57.1	67	106	104.8	1.2	8	8
DR200P203N-0710-08A-01DP	7.1	22.4	41	79	77.8	1.2	8	3
DR200P205N-0710-08A-01DP	7.1	36.6	53	91	89.8	1.2	8	5
DR200P203N-0714-08A-01DP	7.14	22.6	41	79	77.8	1.2	8	3
DR200P205N-0714-08A-01DP	7.14	36.9	53	91	89.8	1.2	8	5
DR200P208N-0714-08A-01DP	7.14	58.3	72	110	108.8	1.2	8	8
DR200P203N-0720-08A-01DP	7.2	22.8	41	79	77.8	1.2	8	3
DR200P205N-0720-08A-01DP	7.2	37.2	53	91	89.8	1.2	8	5
DR200P205N-0730-08A-01DP	7.3	37.7	53	91	89.8	1.2	8	5
DR200P208N-0730-08A-01DP	7.3	59.6	72	110	108.8	1.2	8	8
DR200P203N-0740-08A-01DP	7.4	23.4	41	79	77.7	1.3	8	3
DR200P205N-0740-08A-01DP	7.4	38.2	53	91	89.7	1.3	8	5
DR200P208N-0740-08A-01DP	7.4	60.4	72	110	108.7	1.3	8	8
DR200P203N-0750-08A-01DP	7.5	23.7	41	79	77.7	1.3	8	3
DR200P205N-0750-08A-01DP	7.5	38.7	53	91	89.7	1.3	8	5
DR200P208N-0750-08A-01DP	7.5	61.2	72	110	108.7	1.3	8	8
DR200P205N-0754-08A-01DP	7.54	38.9	53	91	89.7	1.3	8	5

注：① 本页产品按订单生产, 询价请联系用朴销售代表
All proudcts on this page are made-to-order, please contact Yongpu sales representative for quotation and ordering

② 切削参数请参考本部分样本的末页
Cutting data, please go to page 39

VTDrill DR200P

专用高性能整体硬质合金钻头 Optimized high-performance solid carbide drills

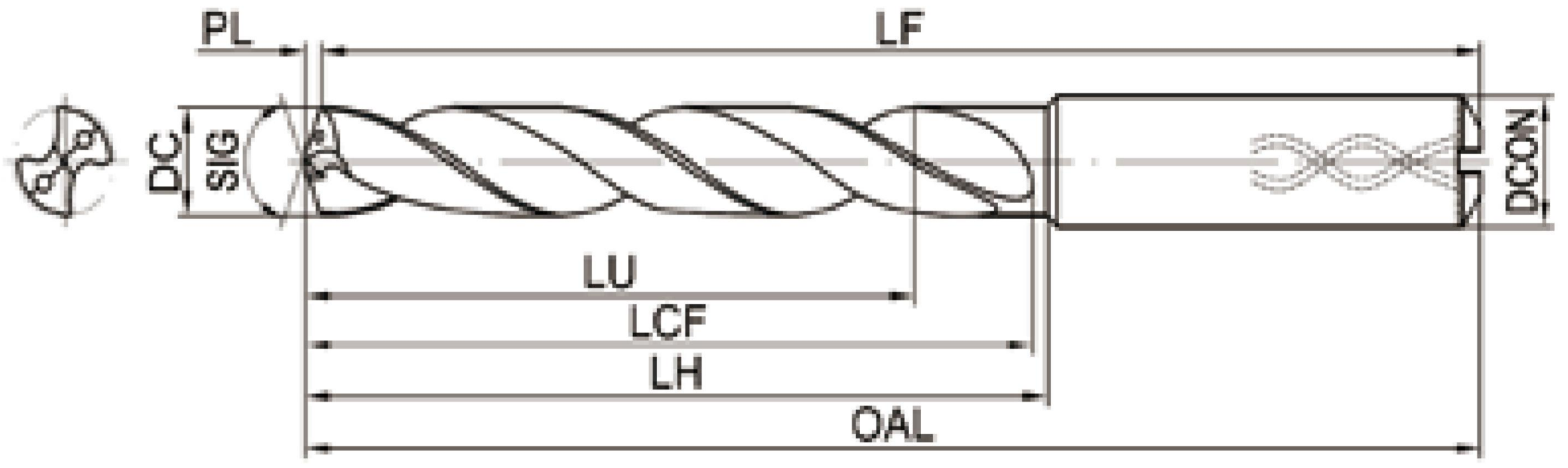

柄部直径公差 Shank diameter tolerance	h6
SIG	140°
最大修磨次数 Max. reconditioning times	5

内冷钻头 internal coolant design

订货号 Ordering code	尺寸 Dimension (mm)							长径比
	DC	LU	LCF	OAL	LF	PL	DCON	ULDR
DR200P203N-0760-08A-01DP	7.6	24	41	79	77.7	1.3	8	3
DR200P208N-0760-08A-01DP	7.6	62	72	110	108.7	1.3	8	8
DR200P203N-0770-08A-01DP	7.7	24.3	41	79	77.7	1.3	8	3
DR200P205N-0770-08A-01DP	7.7	39.7	53	91	89.7	1.3	8	5
DR200P208N-0770-08A-01DP	7.7	61.6	72	110	108.7	1.3	8	8
DR200P203N-0780-08A-01DP	7.8	24.7	41	79	77.7	1.3	8	3
DR200P205N-0780-08A-01DP	7.8	40.3	53	91	89.7	1.3	8	5
DR200P208N-0780-08A-01DP	7.8	63.7	72	110	108.7	1.3	8	8
DR200P203N-0790-08A-01DP	7.9	25	41	79	77.7	1.3	8	3
DR200P205N-0790-08A-01DP	7.9	40.8	53	91	89.7	1.3	8	5
DR200P203N-0794-08A-01DP	7.94	25.1	41	79	77.6	1.4	8	3
DR200P205N-0794-08A-01DP	7.94	41	53	91	89.6	1.4	8	5
DR200P208N-0794-08A-01DP	7.94	63.5	72	110	108.6	1.4	8	8
DR200P203N-0800-08A-01DP	8	25.3	41	79	77.6	1.4	8	3
DR200P205N-0800-08A-01DP	8	41.3	53	91	89.6	1.4	8	5
DR200P207N-0800-08A-01DP	8	56	72	110	108.6	1.4	8	7
DR200P203N-0810-10A-01DP	8.1	25.6	47	89	87.6	1.4	10	3
DR200P205N-0810-10A-01DP	8.1	41.8	61	103	101.6	1.4	10	5
DR200P208N-0810-10A-01DP	8.1	66.1	80	122	120.6	1.4	10	8
DR200P205N-0815-10A-01DP	8.15	42.1	61	103	101.6	1.4	10	5
DR200P203N-0820-10A-01DP	8.2	25.9	47	89	87.6	1.4	10	3
DR200P205N-0820-10A-01DP	8.2	42.3	61	103	101.6	1.4	10	5
DR200P208N-0820-10A-01DP	8.2	66.9	80	122	120.6	1.4	10	8
DR200P203N-0830-10A-01DP	8.3	26.3	47	89	87.6	1.4	10	3
DR200P205N-0830-10A-01DP	8.3	42.9	61	103	101.6	1.4	10	5
DR200P208N-0830-10A-01DP	8.3	67.8	80	122	120.6	1.4	10	8
DR200P205N-0833-10A-01DP	8.33	43	61	103	101.6	1.4	10	5
DR200P203N-0840-10A-01DP	8.4	26.6	47	89	87.6	1.4	10	3
DR200P205N-0840-10A-01DP	8.4	43.4	61	103	101.6	1.4	10	5
DR200P208N-0840-10A-01DP	8.4	68.6	80	122	120.6	1.4	10	8
DR200P203N-0850-10A-01DP	8.5	26.9	47	89	87.6	1.4	10	3
DR200P205N-0850-10A-01DP	8.5	43.9	61	103	101.6	1.4	10	5
DR200P208N-0850-10A-01DP	8.5	69.4	80	122	120.6	1.4	10	8
DR200P203N-0860-10A-01DP	8.6	27.2	47	89	87.5	1.5	10	3
DR200P205N-0860-10A-01DP	8.6	44.4	61	103	101.5	1.5	10	5
DR200P208N-0860-10A-01DP	8.6	70.2	80	122	120.5	1.5	10	8
DR200P203N-0870-10A-01DP	8.7	27.5	47	89	87.5	1.5	10	3
DR200P205N-0870-10A-01DP	8.7	44.9	61	103	101.5	1.5	10	5
DR200P208N-0870-10A-01DP	8.7	71	80	122	120.5	1.5	10	8

订货号 Ordering code	尺寸 Dimension (mm)							长径比
	DC	LU	LCF	OAL	LF	PL	DCON	ULDR
DR200P203N-0873-10A-01DP	8.73	27.6	47	89	87.5	1.5	10	3
DR200P205N-0873-10A-01DP	8.73	45.1	61	103	101.5	1.5	10	5
DR200P208N-0873-10A-01DP	8.73	71.3	80	122	120.5	1.5	10	8
DR200P203N-0880-10A-01DP	8.8	27.8	47	89	87.5	1.5	10	3
DR200P205N-0880-10A-01DP	8.8	45.4	61	103	101.5	1.5	10	5
DR200P208N-0880-10A-01DP	8.8	71.8	80	122	120.5	1.5	10	8
DR200P205N-0890-10A-01DP	8.9	45.9	61	103	101.5	1.5	10	5
DR200P203N-0900-10A-01DP	9	28.5	47	89	87.5	1.5	10	3
DR200P205N-0900-10A-01DP	9	46.5	61	103	101.5	1.5	10	5
DR200P208N-0900-10A-01DP	9	72	80	122	120.5	1.5	10	8
DR200P203N-0910-10A-01DP	9.1	28.8	47	89	87.5	1.5	10	3
DR200P205N-0910-10A-01DP	9.1	47	61	103	101.5	1.5	10	5
DR200P207N-0910-10A-01DP	9.1	63.7	80	122	120.5	1.5	10	7
DR200P203N-0920-10A-01DP	9.2	29.1	47	89	87.4	1.6	10	3
DR200P205N-0920-10A-01DP	9.2	47.5	61	103	101.4	1.6	10	5
DR200P207N-0920-10A-01DP	9.2	64.4	80	122	120.4	1.6	10	7
DR200P203N-0930-10A-01DP	9.3	29.4	47	89	87.4	1.6	10	3
DR200P205N-0930-10A-01DP	9.3	48	61	103	101.4	1.6	10	5
DR200P207N-0930-10A-01DP	9.3	65.1	80	122	120.4	1.6	10	7
DR200P203N-0940-10A-01DP	9.4	29.7	47	89	87.4	1.6	10	3
DR200P205N-0940-10A-01DP	9.4	48.5	61	103	101.4	1.6	10	5
DR200P207N-0940-10A-01DP	9.4	65.8	80	122	120.4	1.6	10	7
DR200P203N-0950-10A-01DP	9.5	30	47	89	87.4	1.6	10	3
DR200P205N-0950-10A-01DP	9.5	48.7	61	103	101.4	1.6	10	5
DR200P207N-0950-10A-01DP	9.5	66.5	80	122	120.4	1.6	10	7
DR200P203N-0952-10A-01DP	9.52	30.1	47	89	87.4	1.6	10	3
DR200P205N-0952-10A-01DP	9.52	48.6	61	103	101.4	1.6	10	5
DR200P207N-0952-10A-01DP	9.52	66.6	80	122	120.4	1.6	10	7
DR200P205N-0955-10A-01DP	9.55	48.6	61	103	101.4	1.6	10	5
DR200P203N-0960-10A-01DP	9.6	30.3	47	89	87.4	1.6	10	3
DR200P205N-0960-10A-01DP	9.6	48.5	61	103	101.4	1.6	10	5
DR200P207N-0960-10A-01DP	9.6	67.2	80	122	120.4	1.6	10	7
DR200P203N-0970-10A-01DP	9.7	30.7	47	89	87.3	1.7	10	3
DR200P207N-0970-10A-01DP	9.7	67.9	80	122	120.3	1.7	10	7
DR200P203N-0980-10A-01DP	9.8	31	47	89	87.3	1.7	10	3
DR200P205N-0980-10A-01DP	9.8	48.3	61	103	101.3	1.7	10	5
DR200P207N-0980-10A-01DP	9.8	68.6	80	122	120.3	1.7	10	7
DR200P203N-0990-10A-01DP	9.9	31.3	47	89	87.3	1.7	10	3
DR200P205N-0990-10A-01DP	9.9	48.1	61	103	101.3	1.7	10	5
DR200P207N-0990-10A-01DP	9.9	69.3	80	122	120.3	1.7	10	7

注：① 本页产品按订单生产, 询价请联系用朴销售代表
All proudcts on this page are made-to-order, please contact Yongpu sales representative for quotation and ordering

② 切削参数请参考本部分样本的末页
Cutting data, please go to page 39

VTDrill DR200P

专用高性能整体硬质合金钻头 Optimized high-performance solid carbide drills

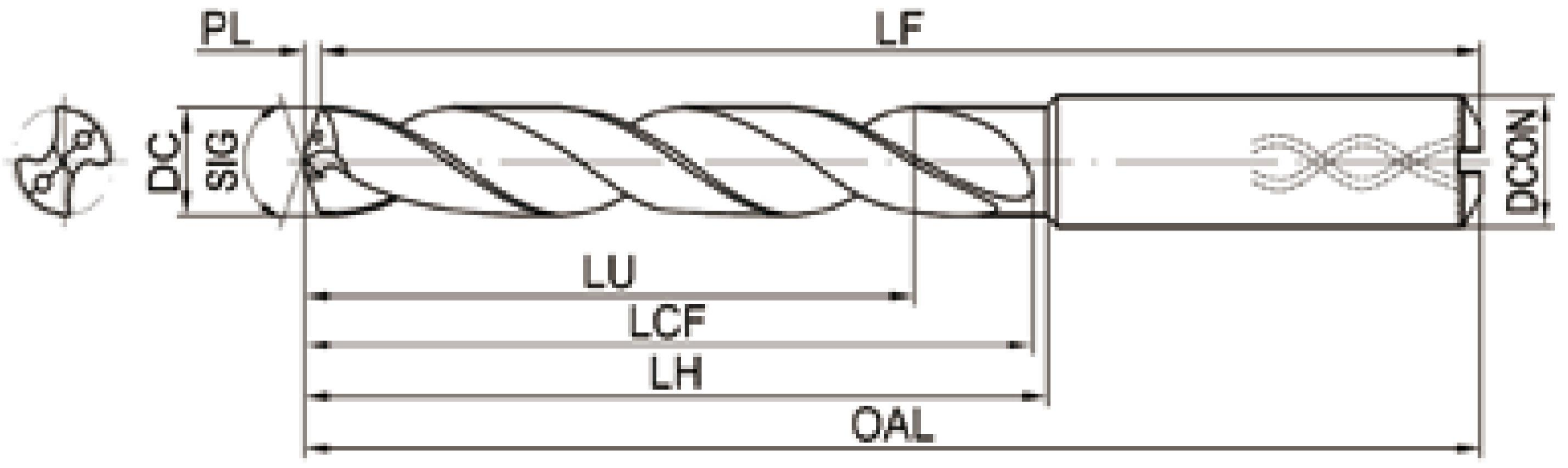

柄部直径公差 Shank diameter tolerance	h6
SIG	140°
最大修磨次数 Max. reconditioning times	5

内冷钻头 internal coolant design

订货号 Ordering code	尺寸 Dimension (mm)							长径比
	DC	LU	LCF	OAL	LF	PL	DCON	ULDR
DR200P207N-0992-10A-01DP	9.92	69.4	80	122	120	1.7	10	7
DR200P203N-1000-10A-01DP	10	31.6	47	89	87.3	1.7	10	3
DR200P205N-1000-10A-01DP	10	50	61	103	101.3	1.7	10	5
DR200P207N-1000-10A-01DP	10	70	80	122	120.3	1.7	10	7
DR200P203N-1010-12A-01DP	10.1	31.9	55	102	100.3	1.7	12	3
DR200P205N-1010-12A-01DP	10.1	52.1	71	118	116.3	1.7	12	5
DR200P208N-1010-12A-01DP	10.1	82.4	96	141	139.3	1.7	12	8
DR200P203N-1020-12A-01DP	10.2	32.3	55	102	100.3	1.7	12	3
DR200P205N-1020-12A-01DP	10.2	52.7	71	118	116.3	1.7	12	5
DR200P208N-1020-12A-01DP	10.2	83.3	96	141	139.3	1.7	12	8
DR200P203N-1030-12A-01DP	10.3	32.6	55	102	100.2	1.8	12	3
DR200P205N-1030-12A-01DP	10.3	53.2	71	118	116.2	1.8	12	5
DR200P208N-1030-12A-01DP	10.3	82.4	96	141	139.2	1.8	12	8
DR200P203N-1032-12A-01DP	10.32	32.6	55	102	100.2	1.8	12	3
DR200P205N-1032-12A-01DP	10.32	53.3	71	118	116.2	1.8	12	5
DR200P203N-1040-12A-01DP	10.4	32.9	55	102	100.2	1.8	12	3
DR200P205N-1040-12A-01DP	10.4	53.7	71	118	116.2	1.8	12	5
DR200P208N-1040-12A-01DP	10.4	84.9	96	141	139.2	1.8	12	8
DR200P203N-1050-12A-01DP	10.5	33.2	55	102	100.2	1.8	12	3
DR200P205N-1050-12A-01DP	10.5	54.2	71	118	116.2	1.8	12	5
DR200P208N-1050-12A-01DP	10.5	84	96	141	139.2	1.8	12	8
DR200P205N-1060-12A-01DP	10.6	54.7	71	118	116.2	1.8	12	5
DR200P203N-1070-12A-01DP	10.7	33.8	55	102	100.2	1.8	12	3
DR200P205N-1070-12A-01DP	10.7	55.2	71	118	116.2	1.8	12	5
DR200P205N-1071-12A-01DP	10.71	55.3	71	118	116.2	1.8	12	5
DR200P203N-1080-12A-01DP	10.8	34.2	55	102	100.2	1.8	12	3
DR200P205N-1080-12A-01DP	10.8	55.8	71	118	116.2	1.8	12	5
DR200P208N-1080-12A-01DP	10.8	86.4	96	141	139.2	1.8	12	8
DR200P205N-1090-12A-01DP	10.9	56.3	71	118	116.1	1.9	12	5
DR200P203N-1100-12A-01DP	11	34.8	55	102	100.1	1.9	12	3
DR200P205N-1100-12A-01DP	11	56.8	71	118	116.1	1.9	12	5
DR200P207N-1100-12A-01DP	11	77	96	141	139.1	1.9	12	7
DR200P203N-1110-12A-01DP	11.1	35.1	55	102	100	1.9	12	3
DR200P205N-1110-12A-01DP	11.1	57.3	71	118	116.1	1.9	12	5
DR200P207N-1110-12A-01DP	11.1	78	96	141	139.1	1.9	12	7
DR200P203N-1111-12A-01DP	11.11	35.1	55	102	100.1	1.9	12	3
DR200P207N-1111-12A-01DP	11.11	77.8	96	141	139.1	1.9	12	7
DR200P203N-1120-12A-01DP	11.2	35.4	55	102	100.1	1.9	12	3
DR200P205N-1120-12A-01DP	11.2	57.6	71	118	116.1	1.9	12	5
DR200P208N-1120-12A-01DP	11.2	78.4	96	141	139.1	1.9	12	7

订货号 Ordering code	尺寸 Dimension (mm)							长径比
	DC	LU	LCF	OAL	LF	PL	DCON	ULDR
DR200P203N-1130-12A-01DP	11.3	35.7	55	102	100	1.9	12	3
DR200P205N-1130-12A-01DP	11.3	57.4	71	118	116.1	1.9	12	5
DR200P207N-1130-12A-01DP	11.3	79.1	96	141	139.1	1.9	12	7
DR200P203N-1140-12A-01DP	11.4	36.1	55	102	100	2	12	3
DR200P203N-1150-12A-01DP	11.5	36.4	55	102	100	2	12	3
DR200P205N-1150-12A-01DP	11.5	57.2	71	118	116	2	12	5
DR200P207N-1150-12A-01DP	11.5	80.5	96	141	139	2	12	7
DR200P203N-1160-12A-01DP	11.6	36.7	55	102	100	2	12	3
DR200P203N-1170-12A-01DP	11.7	37	55	102	100	2	12	3
DR200P205N-1170-12A-01DP	11.7	57	71	118	116	2	12	5
DR200P203N-1180-12A-01DP	11.8	37.3	55	102	100	2	12	3
DR200P205N-1180-12A-01DP	11.8	56.8	71	118	116	2	12	5
DR200P207N-1180-12A-01DP	11.8	82.6	96	141	139	2	12	7
DR200P203N-1190-12A-01DP	11.9	37.6	55	102	100	2	12	3
DR200P207N-1190-12A-01DP	11.9	83.3	96	141	139	2	12	7
DR200P203N-1200-12A-01DP	12	38	55	102	99.9	2.1	12	3
DR200P205N-1200-12A-01DP	12	60	71	118	115.9	2.1	12	5
DR200P207N-1200-12A-01DP	12	84	96	141	138.9	2.1	12	7
DR200P203N-1210-14A-01DP	12.1	38.3	60	107	104.9	2.1	14	3
DR200P205N-1210-14A-01DP	12.1	62.5	77	124	121.9	2.1	14	5
DR200P208N-1210-14A-01DP	12.1	96.8	108	155	152.9	2.1	14	8
DR200P203N-1220-14A-01DP	12.2	38.6	60	107	104.9	2.1	14	3
DR200P205N-1220-14A-01DP	12.2	62.4	77	124	121.9	2.1	14	5
DR200P208N-1220-14A-01DP	12.2	97.6	108	155	152.9	2.1	14	8
DR200P203N-1230-14A-01DP	12.3	38.9	60	107	104.9	2.1	14	3
DR200P205N-1230-14A-01DP	12.3	62.2	77	124	121.9	2.1	14	5
DR200P208N-1230-14A-01DP	12.3	98.4	108	155	152.9	2.1	14	8
DR200P203N-1250-14A-01DP	12.5	39.5	60	107	104.9	2.1	14	3
DR200P205N-1250-14A-01DP	12.5	63	77	124	121.9	2.1	14	5
DR200P207N-1250-14A-01DP	12.5	88	108	155	152.9	2.1	14	7
DR200P203N-1260-14A-01DP	12.6	39.9	60	107	104.8	2.2	14	3
DR200P203N-1270-14A-01DP	12.7	40.2	60	107	105	2.2	14	3
DR200P205N-1270-14A-01DP	12.7	64	77	124	121.8	2.2	14	5
DR200P207N-1270-14A-01DP	12.7	88.9	108	155	152.8	2.2	14	7
DR200P203N-1280-14A-01DP	12.8	40.5	60	107	104.8	2.2	14	3
DR200P205N-1280-14A-01DP	12.8	64.6	77	124	121.8	2.2	14	5
DR200P207N-1280-14A-01DP	12.8	89.6	108	155	152.8	2.2	14	7
DR200P203N-1300-14A-01DP	13	41.1	60	107	104.8	2.2	14	3
DR200P205N-1300-14A-01DP	13	61.4	77	124	121.8	2.2	14	5
DR200P207N-1300-14A-01DP	13	91	108	155	152.8	2.2	14	7

注：① 本页产品按订单生产, 询价请联系用朴销售代表
All proudcts on this page are made-to-order, please contact Yongpu sales representative for quotation and ordering

② 切削参数请参考本部分样本的末页
Cutting data, please go to page 39

VTDrill DR200P

专用高性能整体硬质合金钻头 Optimized high-performance solid carbide drills

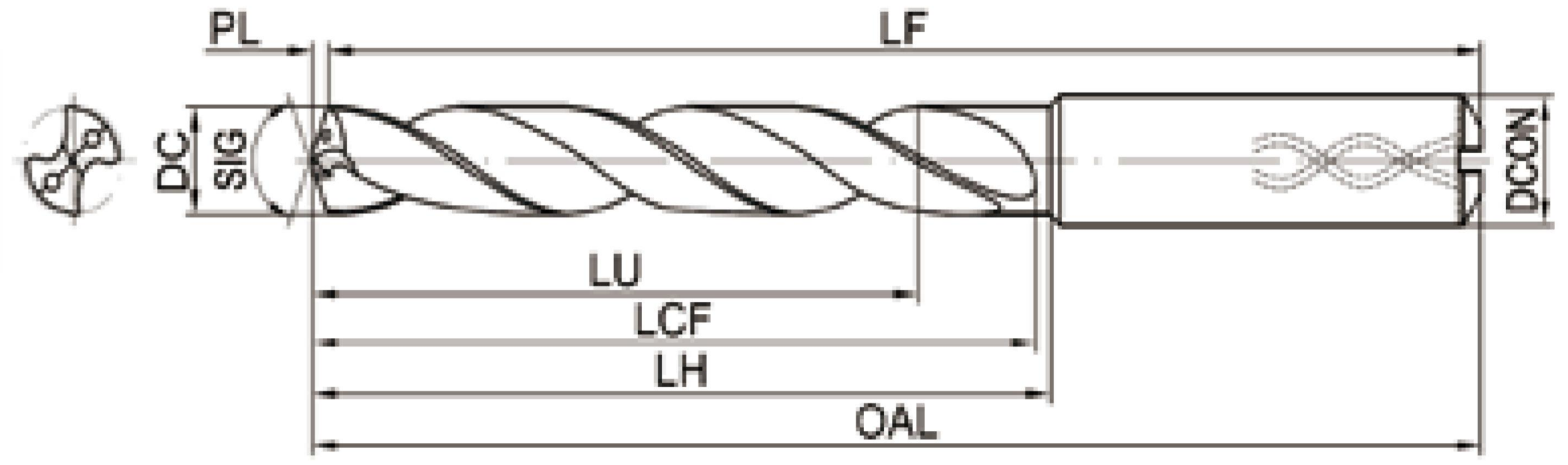

柄部直径公差 Shank diameter tolerance	h6
SIG	140°
最大修磨次数 Max. reconditioning times	5

内冷钻头 internal coolant design

订货号 Ordering code	尺寸 Dimension (mm)							长径比
	DC	LU	LCF	OAL	LF	PL	DCON	ULDR
DR200P203N-1310-14A-01DP	13.1	41.4	60	107	105	2.3	14	3
DR200P205N-1310-14A-01DP	13.1	61.3	77	124	121.7	2.3	14	5
DR200P207N-1310-14A-01DP	13.1	91.7	108	155	152.7	2.3	14	7
DR200P205N-1325-14A-01DP	13.25	61.1	77	124	121.7	2.3	14	5
DR200P203N-1350-14A-01DP	13.5	42.7	60	107	104.7	2.3	14	3
DR200P205N-1350-14A-01DP	13.5	60.8	77	124	121.7	2.3	14	5
DR200P207N-1350-14A-01DP	13.5	94.5	108	155	152.7	2.3	14	7
DR200P205N-1375-14A-01DP	13.75	60.5	77	124	121.6	2.4	14	5
DR200P203N-1380-14A-01DP	13.8	43.4	60	107	104.6	2.4	14	3
DR200P205N-1380-14A-01DP	13.8	60.4	77	124	121.6	2.4	14	5
DR200P207N-1380-14A-01DP	13.8	96.6	108	155	152.6	2.4	14	7
DR200P205N-1389-14A-01DP	13.89	60.3	77	124	121.6	2.4	14	5
DR200P203N-1400-14A-01DP	14	44.3	60	107	104.6	2.4	14	3
DR200P205N-1400-14A-01DP	14	63	77	124	121.6	2.4	14	5
DR200P207N-1400-14A-01DP	14	98	108	155	152.6	2.4	14	7
DR200P203N-1425-16A-01DP	14.25	45	65	115	112.5	2.5	16	3
DR200P205N-1425-16A-01DP	14.25	68.8	83	133	130.5	2.5	16	5
DR200P203N-1429-16A-01DP	14.29	45.2	65	115	112.5	2.5	16	3
DR200P205N-1429-16A-01DP	14.29	68.7	83	133	130.5	2.5	16	5
DR200P203N-1450-16A-01DP	14.5	45.8	65	115	112.5	2.5	16	3
DR200P205N-1450-16A-01DP	14.5	68.5	83	133	130.5	2.5	16	5
DR200P203N-1469-16A-01DP	14.69	46.4	65	115	112.5	2.5	16	3
DR200P205N-1480-16A-01DP	14.8	68.2	83	133	130.4	2.6	16	5
DR200P203N-1500-16A-01DP	15	47.4	65	115	112.4	2.6	16	3
DR200P205N-1500-16A-01DP	15	68	83	133	130.4	2.6	16	5
DR200P203N-1550-16A-01DP	15.5	49	65	115	112.3	2.7	16	3
DR200P205N-1550-16A-01DP	15.5	67.5	83	133	130.3	2.7	16	5
DR200P203N-1580-16A-01DP	15.8	49.2	65	115	112.2	2.8	16	3
DR200P205N-1580-16A-01DP	15.8	67.2	83	133	130.2	2.8	16	5
DR200P203N-1587-16A-01DP	15.87	49.1	65	115	112.2	2.8	16	3
DR200P203N-1600-16A-01DP	16	49	65	115	112.2	2.8	16	3
DR200P205N-1600-16A-01DP	16	67	83	133	130.2	2.8	16	5
DR200P207N-1600-16A-01DP	16	111	121	171	168.2	2.8	16	7

订货号 Ordering code	尺寸 Dimension (mm)							长径比
	DC	LU	LCF	OAL	LF	PL	DCON	ULDR

注：① 本页产品按订单生产，询价请联系用朴销售代表
All proudcts on this page are made-to-order, please contact Yongpu sales representative for quotation and ordering

② 切削参数请参考本部分样本的末页
Cutting data, please go to page 39

VTDrill DR200P

专用高性能整体硬质合金钻头 Optimized high-performance solid carbide drills

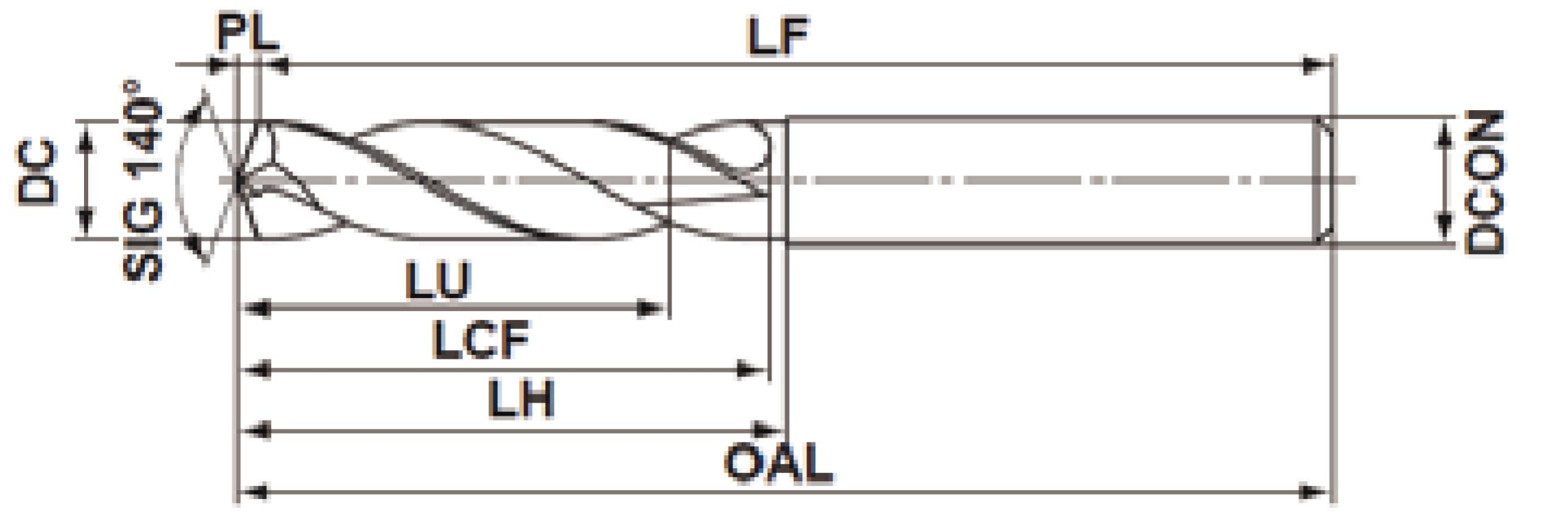

柄部直径公差 Shank diameter tolerance	h6
SIG	140°
最大修磨次数 Max. reconditioning times	5

外冷钻头 external coolant design

订货号 Ordering code	尺寸 Dimension (mm)							长径比
	DC	LU	LCF	OAL	LF	PL	DCON	ULDR
DR200P203W-0300-04A-01DP	3	9.5	20	62	61.5	0.5	4	3
DR200P205W-0300-04A-01DP	3	15.5	26	66	65.5	0.5	4	5
DR200P203W-0310-04A-01DP	3.1	9.8	20	62	61.5	0.5	4	3
DR200P205W-0310-04A-01DP	3.1	16	26	66	65.5	0.5	4	5
DR200P203W-0317-04A-01DP	3.17	10	20	62	61.5	0.5	4	3
DR200P205W-0317-04A-01DP	3.17	16.4	26	66	65.5	0.5	4	5
DR200P203W-0320-04A-01DP	3.2	10.1	20	62	61.5	0.5	4	3
DR200P205W-0320-04A-01DP	3.2	16.5	26	66	65.5	0.5	4	5
DR200P203W-0330-04A-01DP	3.3	10.5	20	62	61.4	0.6	4	3
DR200P205W-0330-04A-01DP	3.3	17.1	26	66	65.4	0.6	4	5
DR200P203W-0340-04A-01DP	3.4	10.8	20	62	61.4	0.6	4	3
DR200P205W-0340-04A-01DP	3.4	17.6	26	66	65.4	0.6	4	5
DR200P203W-0350-04A-01DP	3.5	11.1	20	62	61.4	0.6	4	3
DR200P205W-0350-04A-01DP	3.5	18.1	26	66	65.4	0.6	4	5
DR200P203W-0355-04A-01DP	3.55	11.2	20	62	61.4	0.6	4	3
DR200P203W-0360-04A-01DP	3.6	11.4	20	62	61.4	0.6	4	3
DR200P205W-0360-04A-01DP	3.6	18.5	26	66	65.4	0.6	4	5
DR200P203W-0370-04A-01DP	3.7	11.7	20	62	61.4	0.6	4	3
DR200P205W-0370-04A-01DP	3.7	19.1	26	66	65.4	0.6	4	5
DR200P203W-0380-04A-01DP	3.8	12.1	24	66	65.4	0.6	4	3
DR200P203W-0390-04A-01DP	3.9	12.5	24	66	65.4	0.6	4	3
DR200P205W-0390-04A-01DP	3.9	20.2	34	74	73.4	0.6	4	5
DR200P203W-0400-04A-01DP	4	12.7	24	66	65.3	0.7	4	3
DR200P205W-0400-04A-01DP	4	20.7	34	74	73.3	0.7	4	5
DR200P203W-0410-06A-01DP	4.1	13	24	66	65.3	0.7	6	3
DR200P205W-0410-06A-01DP	4.1	21.2	34	74	73.3	0.7	6	5
DR200P203W-0420-06A-01DP	4.2	13.3	24	66	65.3	0.7	6	3
DR200P205W-0420-06A-01DP	4.2	21.7	34	74	73.3	0.7	6	5
DR200P203W-0430-06A-01DP	4.3	13.7	24	66	65.2	0.7	6	3
DR200P205W-0430-06A-01DP	4.3	22.3	34	74	73.2	0.7	6	5
DR200P203W-0440-06A-01DP	4.4	14.1	24	66	65.3	0.7	6	3
DR200P205W-0440-06A-01DP	4.4	22.8	34	74	73.3	0.7	6	5
DR200P203W-0450-06A-01DP	4.5	14.3	24	66	65.3	0.7	6	3
DR200P205W-0450-06A-01DP	4.5	23.3	34	74	73.3	0.7	6	5
DR200P205W-0455-06A-01DP	4.55	23.5	34	74	73.2	0.8	6	5
DR200P203W-0460-06A-01DP	4.6	14.6	24	66	65.2	0.8	6	3
DR200P205W-0460-06A-01DP	4.6	23.8	34	74	73.2	0.8	6	5
DR200P203W-0476-06A-01DP	4.76	15	28	66	65.2	0.8	6	3
DR200P203W-0480-06A-01DP	4.8	15.2	28	66	65.2	0.8	6	3
DR200P205W-0480-06A-01DP	4.8	24.8	44	82	81.2	0.8	6	5

订货号 Ordering code	尺寸 Dimension (mm)							长径比
	DC	LU	LCF	OAL	LF	PL	DCON	ULDR
DR200P203W-0490-06A-01DP	4.9	15.5	28	66	65.2	0.8	6	3
DR200P205W-0490-06A-01DP	4.9	25.3	44	82	81.2	0.8	6	5
DR200P203W-0500-06A-01DP	5	15.8	28	66	65.2	0.8	6	3
DR200P205W-0500-06A-01DP	5	25.8	44	82	81.2	0.8	6	5
DR200P203W-0510-06A-01DP	5.1	16.1	28	66	65.2	0.8	6	3
DR200P205W-0510-06A-01DP	5.1	26.3	44	82	81.2	0.8	6	5
DR200P205W-0516-06A-01DP	5.16	26.6	44	82	81.2	0.8	6	5
DR200P203W-0520-06A-01DP	5.2	16.4	28	66	65.1	0.9	6	3
DR200P205W-0520-06A-01DP	5.2	26.8	44	82	81.1	0.9	6	5
DR200P203W-0530-06A-01DP	5.3	16.7	28	66	65.1	0.9	6	3
DR200P205W-0530-06A-01DP	5.3	27.3	44	82	81.1	0.9	6	5
DR200P203W-0540-06A-01DP	5.4	17	28	66	65.1	0.9	6	3
DR200P205W-0540-06A-01DP	5.4	27.8	44	82	81.1	0.9	6	5
DR200P203W-0550-06A-01DP	5.5	17.4	28	66	65.1	0.9	6	3
DR200P205W-0550-06A-01DP	5.5	28.4	44	82	81.1	0.9	6	5
DR200P205W-0555-06A-01DP	5.55	28.7	44	82	81.1	0.9	6	5
DR200P203W-0556-06A-01DP	5.56	17.5	28	66	65.1	0.9	6	3
DR200P205W-0556-06A-01DP	5.56	28.7	44	82	81.1	0.9	6	5
DR200P203W-0560-06A-01DP	5.6	17.7	28	66	65.1	0.9	6	3
DR200P205W-0560-06A-01DP	5.6	28.9	44	82	81.1	0.9	6	5
DR200P205W-0570-06A-01DP	5.7	29.4	44	82	81	1	6	5
DR200P203W-0580-06A-01DP	5.8	17.6	28	66	65	1	6	3
DR200P205W-0580-06A-01DP	5.8	29.9	44	82	81	1	6	5
DR200P203W-0590-06A-01DP	5.9	18.2	28	66	65	1	6	3
DR200P205W-0590-06A-01DP	5.9	30.4	44	82	81	1	6	5
DR200P203W-0595-06A-01DP	5.95	18.2	28	66	65	1	6	3
DR200P205W-0595-06A-01DP	5.95	30.7	44	82	81	1	6	5
DR200P203W-0600-06A-01DP	6	18.9	28	66	65	1	6	3
DR200P205W-0600-06A-01DP	6	30.9	44	82	81	1	6	5
DR200P203W-0610-08A-01DP	6.1	19.3	34	79	78	1	8	3
DR200P205W-0610-08A-01DP	6.1	31.5	53	91	90	1	8	5
DR200P203W-0620-08A-01DP	6.2	19.6	34	79	77.9	1.1	8	3
DR200P205W-0620-08A-01DP	6.2	32	53	91	89.9	1.1	8	5
DR200P203W-0630-08A-01DP	6.3	19.9	34	79	77.9	1.1	8	3
DR200P205W-0630-08A-01DP	6.3	32.5	53	91	89.9	1.1	8	5
DR200P203W-0635-08A-01DP	6.35	20.1	34	79	78	1.1	8	3
DR200P205W-0635-08A-01DP	6.35	32.8	53	91	90	1.1	8	5
DR200P203W-0640-08A-01DP	6.4	20.2	34	79	77.9	1.1	8	3
DR200P205W-0640-08A-01DP	6.4	33	53	91	89.9	1.1	8	5
DR200P203W-0650-08A-01DP	6.5	20.6	34	79	77.9	1.1	8	3
DR200P205W-0650-08A-01DP	6.5	33.6	53	91	89.9	1.1	8	5

注：① 本页产品按订单生产，询价请联系用朴销售代表
All proudcts on this page are made-to-order, please contact Yongpu sales representative for quotation and ordering

② 切削参数请参考本部分样本的末页
Cutting data, please go to page 39

VTDrill DR200P

专用高性能整体硬质合金钻头 Optimized high-performance solid carbide drills

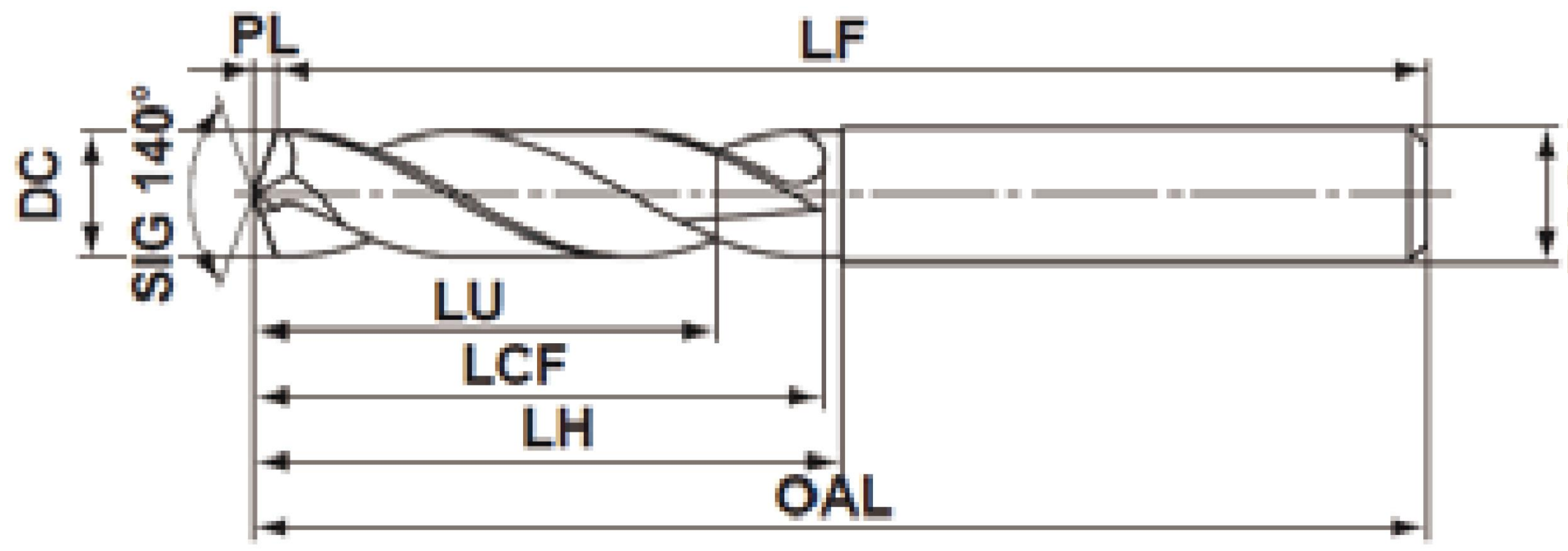

柄部直径公差 Shank diameter tolerance	h6
SIG	140°
最大修磨次数 Max. reconditioning times	5

外冷钻头 external coolant design

订货号 Ordering code	尺寸 Dimension (mm)							长径比
	DC	LU	LCF	OAL	LF	PL	DCON	ULDR
DR200P203W-0660-08A-01DP	6.6	20.9	34	79	77.9	1.1	8	3
DR200P205W-0660-08A-01DP	6.6	34.1	53	91	89.9	1.1	8	5
DR200P203W-0670-08A-01DP	6.7	21.2	34	79	77.9	1.1	8	3
DR200P205W-0670-08A-01DP	6.7	34.6	53	91	89.9	1.1	8	5
DR200P203W-0675-08A-01DP	6.75	21.3	34	79	77.9	1.1	8	3
DR200P205W-0675-08A-01DP	6.75	34.8	53	91	89.9	1.1	8	5
DR200P203W-0680-08A-01DP	6.8	21.5	34	79	77.9	1.1	8	3
DR200P205W-0680-08A-01DP	6.8	35.1	53	91	89.9	1.1	8	5
DR200P203W-0690-08A-01DP	6.9	21.8	34	79	77.8	1.2	8	3
DR200P205W-0690-08A-01DP	6.9	35.6	53	91	89.8	1.2	8	5
DR200P203W-0700-08A-01DP	7	22.1	34	79	77.8	1.2	8	3
DR200P205W-0700-08A-01DP	7	36.1	53	91	89.8	1.2	8	5
DR200P203W-0710-08A-01DP	7.1	22.4	41	79	77.8	1.2	8	3
DR200P205W-0710-08A-01DP	7.1	36.6	53	91	89.8	1.2	8	5
DR200P203W-0714-08A-01DP	7.14	22.6	41	79	77.8	1.2	8	3
DR200P205W-0714-08A-01DP	7.14	36.9	53	91	89.8	1.2	8	5
DR200P203W-0720-08A-01DP	7.2	22.8	41	79	77.8	1.2	8	3
DR200P205W-0720-08A-01DP	7.2	37.2	53	91	89.8	1.2	8	5
DR200P205W-0730-08A-01DP	7.3	37.7	53	91	89.8	1.2	8	5
DR200P203W-0740-08A-01DP	7.4	23.4	41	79	77.7	1.3	8	3
DR200P205W-0740-08A-01DP	7.4	38.2	53	91	89.7	1.3	8	5
DR200P203W-0750-08A-01DP	7.5	23.7	41	79	77.7	1.3	8	3
DR200P205W-0750-08A-01DP	7.5	38.7	53	91	89.7	1.3	8	5
DR200P205W-0754-08A-01DP	7.54	38.9	53	91	89.7	1.3	8	5
DR200P203W-0760-08A-01DP	7.6	24	41	79	77.7	1.3	8	3
DR200P203W-0770-08A-01DP	7.7	24.3	41	79	77.7	1.3	8	3
DR200P205W-0770-08A-01DP	7.7	39.7	53	91	89.7	1.3	8	5
DR200P203W-0780-08A-01DP	7.8	24.7	41	79	77.7	1.3	8	3
DR200P205W-0780-08A-01DP	7.8	40.3	53	91	89.7	1.3	8	5
DR200P203W-0790-08A-01DP	7.9	25	41	79	77.7	1.3	8	3
DR200P205W-0790-08A-01DP	7.9	40.8	53	91	89.7	1.3	8	5
DR200P203W-0794-08A-01DP	7.94	25.1	41	79	77.6	1.4	8	3
DR200P205W-0794-08A-01DP	7.94	41	53	91	89.6	1.4	8	5
DR200P203W-0800-08A-01DP	8	25.3	41	79	77.6	1.4	8	3
DR200P205W-0800-08A-01DP	8	41.3	53	91	89.6	1.4	8	5
DR200P203W-0810-10A-01DP	8.1	25.6	47	89	87.6	1.4	10	3
DR200P205W-0810-10A-01DP	8.1	41.8	61	103	101.6	1.4	10	5
DR200P205W-0815-10A-01DP	8.15	42.1	61	103	101.6	1.4	10	5
DR200P203W-0820-10A-01DP	8.2	25.9	47	89	87.6	1.4	10	3
DR200P205W-0820-10A-01DP	8.2	42.3	61	103	101.6	1.4	10	5

订货号 Ordering code	尺寸 Dimension (mm)							长径比
	DC	LU	LCF	OAL	LF	PL	DCON	ULDR
DR200P203W-0830-10A-01DP	8.3	26.3	47	89	87.6	1.4	10	3
DR200P205W-0830-10A-01DP	8.3	42.9	61	103	101.6	1.4	10	5
DR200P205W-0833-10A-01DP	8.33	43	61	103	101.6	1.4	10	5
DR200P203W-0840-10A-01DP	8.4	26.6	47	89	87.6	1.4	10	3
DR200P205W-0840-10A-01DP	8.4	43.4	61	103	101.6	1.4	10	5
DR200P203W-0850-10A-01DP	8.5	26.9	47	89	87.6	1.4	10	3
DR200P205W-0850-10A-01DP	8.5	43.9	61	103	101.6	1.4	10	5
DR200P203W-0860-10A-01DP	8.6	27.2	47	89	87.5	1.5	10	3
DR200P205W-0860-10A-01DP	8.6	44.4	61	103	101.5	1.5	10	5
DR200P203W-0870-10A-01DP	8.7	27.5	47	89	87.5	1.5	10	3
DR200P205W-0870-10A-01DP	8.7	44.9	61	103	101.5	1.5	10	5
DR200P203W-0873-10A-01DP	8.73	27.6	47	89	87.5	1.5	10	3
DR200P205W-0873-10A-01DP	8.73	45.1	61	103	101.5	1.5	10	5
DR200P203W-0880-10A-01DP	8.8	27.8	47	89	87.5	1.5	10	3
DR200P205W-0880-10A-01DP	8.8	45.4	61	103	101.5	1.5	10	5
DR200P205W-0890-10A-01DP	8.9	45.9	61	103	101.5	1.5	10	5
DR200P203W-0900-10A-01DP	9	28.5	47	89	87.5	1.5	10	3
DR200P205W-0900-10A-01DP	9	46.5	61	103	101.5	1.5	10	5
DR200P203W-0910-10A-01DP	9.1	28.8	47	89	87.5	1.5	10	3
DR200P205W-0910-10A-01DP	9.1	47	61	103	101.5	1.5	10	5
DR200P203W-0920-10A-01DP	9.2	29.1	47	89	87.4	1.6	10	3
DR200P205W-0920-10A-01DP	9.2	47.5	61	103	101.4	1.6	10	5
DR200P203W-0930-10A-01DP	9.3	29.4	47	89	87.4	1.6	10	3
DR200P205W-0930-10A-01DP	9.3	48	61	103	101.4	1.6	10	5
DR200P203W-0940-10A-01DP	9.4	29.7	47	89	87.4	1.6	10	3
DR200P205W-0940-10A-01DP	9.4	48.5	61	103	101.4	1.6	10	5
DR200P203W-0950-10A-01DP	9.5	30	47	89	87.4	1.6	10	3
DR200P205W-0950-10A-01DP	9.5	48.7	61	103	101.4	1.6	10	5
DR200P203W-0952-10A-01DP	9.52	30.1	47	89	87.4	1.6	10	3
DR200P205W-0952-10A-01DP	9.52	48.6	61	103	101.4	1.6	10	5
DR200P205W-0955-10A-01DP	9.55	48.6	61	103	101.4	1.6	10	5
DR200P203W-0960-10A-01DP	9.6	30.3	47	89	87.4	1.6	10	3
DR200P205W-0960-10A-01DP	9.6	48.5	61	103	101.4	1.6	10	5
DR200P203W-0970-10A-01DP	9.7	30.7	47	89	87.3	1.7	10	3
DR200P203W-0980-10A-01DP	9.8	31	47	89	87.3	1.7	10	3
DR200P205W-0980-10A-01DP	9.8	48.3	61	103	101.3	1.7	10	5
DR200P203W-0990-10A-01DP	9.9	31.3	47	89	87.3	1.7	10	3
DR200P205W-0990-10A-01DP	9.9	48.1	61	103	101.3	1.7	10	5
DR200P203W-1000-10A-01DP	10	31.6	47	89	87.3	1.7	10	3
DR200P205W-1000-10A-01DP	10	50	61	103	101.3	1.7	10	5

注：① 本页产品按订单生产, 询价请联系用朴销售代表
All proudcts on this page are made-to-order, please contact Yongpu sales representative for quotation and ordering

② 切削参数请参考本部分样本的末页
Cutting data, please go to page 39

VTDrill DR200P

专用高性能整体硬质合金钻头 Optimized high-performance solid carbide drills

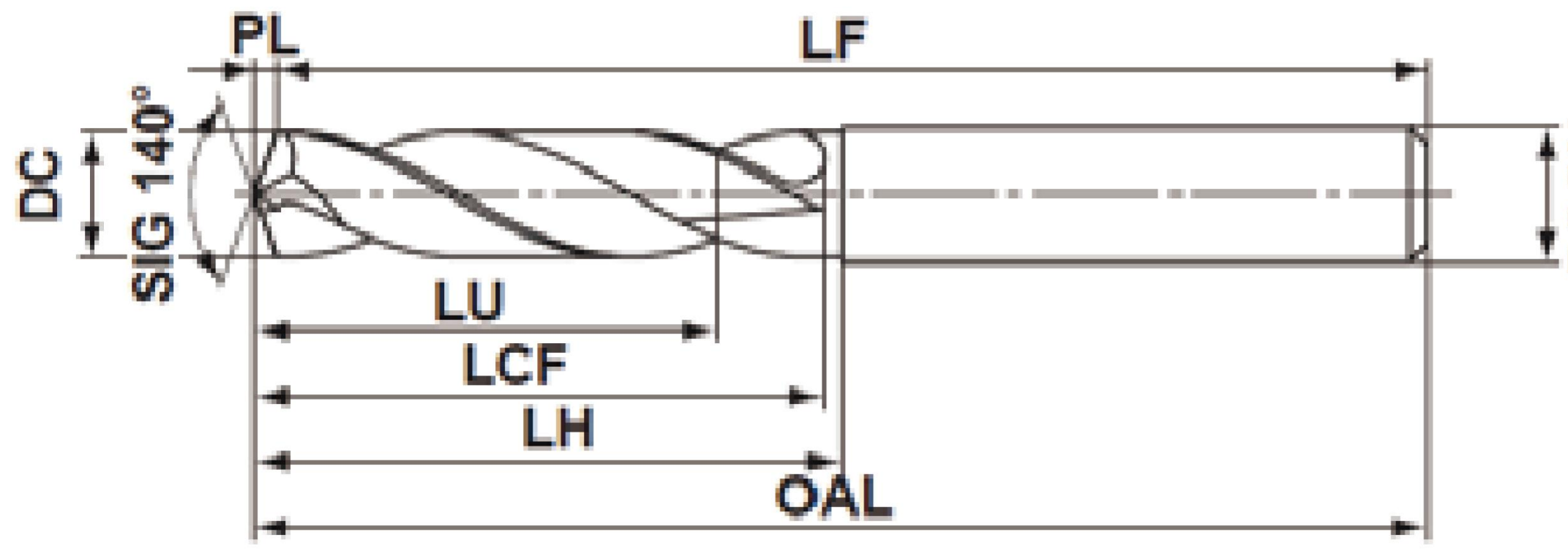

柄部直径公差 Shank diameter tolerance	h6
SIG	140°
最大修磨次数 Max. reconditioning times	5

外冷钻头 external coolant design

订货号 Ordering code	尺寸 Dimension (mm)							长径比
	DC	LU	LCF	OAL	LF	PL	DCON	ULDR
DR200P203W-1010-12A-01DP	10.1	31.9	55	102	100.3	1.7	12	3
DR200P205W-1010-12A-01DP	10.1	52.1	71	118	116.3	1.7	12	5
DR200P203W-1020-12A-01DP	10.2	32.3	55	102	100.3	1.7	12	3
DR200P205W-1020-12A-01DP	10.2	52.7	71	118	116.3	1.7	12	5
DR200P203W-1030-12A-01DP	10.3	32.6	55	102	100.2	1.8	12	3
DR200P205W-1030-12A-01DP	10.3	53.2	71	118	116.2	1.8	12	5
DR200P203W-1032-12A-01DP	10.32	32.6	55	102	100.2	1.8	12	3
DR200P205W-1032-12A-01DP	10.32	53.3	71	118	116.2	1.8	12	5
DR200P203W-1040-12A-01DP	10.4	32.9	55	102	100.2	1.8	12	3
DR200P205W-1040-12A-01DP	10.4	53.7	71	118	116.2	1.8	12	5
DR200P203W-1050-12A-01DP	10.5	33.2	55	102	100.2	1.8	12	3
DR200P205W-1050-12A-01DP	10.5	54.2	71	118	116.2	1.8	12	5
DR200P205W-1060-12A-01DP	10.6	54.7	71	118	116.2	1.8	12	5
DR200P203W-1070-12A-01DP	10.7	33.8	55	102	100.2	1.8	12	3
DR200P205W-1070-12A-01DP	10.7	55.2	71	118	116.2	1.8	12	5
DR200P205W-1071-12A-01DP	10.71	55.3	71	118	116.2	1.8	12	5
DR200P203W-1080-12A-01DP	10.8	34.2	55	102	100.2	1.8	12	3
DR200P205W-1080-12A-01DP	10.8	55.8	71	118	116.2	1.8	12	5
DR200P205W-1090-12A-01DP	10.9	56.3	71	118	116.1	1.9	12	5
DR200P203W-1100-12A-01DP	11	34.8	55	102	100.1	1.9	12	3
DR200P205W-1100-12A-01DP	11	56.8	71	118	116.1	1.9	12	5
DR200P203W-1110-12A-01DP	11.1	35.1	55	102	100.1	1.9	12	3
DR200P205W-1110-12A-01DP	11.1	57.3	71	118	116.1	1.9	12	5
DR200P203W-1111-12A-01DP	11.11	35.1	55	102	100.1	1.9	12	3
DR200P203W-1120-12A-01DP	11.2	35.4	55	102	100.1	1.9	12	3
DR200P205W-1120-12A-01DP	11.2	57.6	71	118	116.1	1.9	12	5
DR200P203W-1130-12A-01DP	11.3	35.7	55	102	100.1	1.9	12	3
DR200P205W-1130-12A-01DP	11.3	57.4	71	118	116.1	1.9	12	5
DR200P203W-1140-12A-01DP	11.4	36.1	55	102	100	2	12	3
DR200P203W-1150-12A-01DP	11.5	36.4	55	102	100	2	12	3
DR200P205W-1150-12A-01DP	11.5	57.2	71	118	116	2	12	5
DR200P203W-1160-12A-01DP	11.6	36.7	55	102	100	2	12	3
DR200P203W-1170-12A-01DP	11.7	37	55	102	100	2	12	3
DR200P205W-1170-12A-01DP	11.7	57	71	118	116	2	12	5
DR200P203W-1180-12A-01DP	11.8	37	55	102	100	2	12	3
DR200P205W-1180-12A-01DP	11.8	56.8	71	118	116	2	12	5
DR200P203W-1190-12A-01DP	11.9	37.6	55	102	100	2	12	3
DR200P203W-1200-12A-01DP	12	38	55	102	99.9	2.1	12	3
DR200P205W-1200-12A-01DP	12	60	71	118	115.9	2.1	12	5
DR200P203W-1210-14A-01DP	12.1	38.3	60	107	104.9	2.1	14	3
DR200P205W-1210-14A-01DP	12.1	62.5	77	124	121.9	2.1	14	5

订货号 Ordering code	尺寸 Dimension (mm)							长径比
	DC	LU	LCF	OAL	LF	PL	DCON	ULDR
DR200P203W-1220-14A-01DP	12.2	38.6	60	107	104.9	2.1	14	3
DR200P205W-1220-14A-01DP	12.2	62.4	77	124	121.9	2.1	14	5
DR200P203W-1230-14A-01DP	12.3	38.9	60	107	104.9	2.1	14	3
DR200P205W-1230-14A-01DP	12.3	62.2	77	124	121.9	2.1	14	5
DR200P203W-1250-14A-01DP	12.5	39.5	60	107	104.9	2.1	14	3
DR200P205W-1250-14A-01DP	12.5	63	77	124	121.9	2.1	14	5
DR200P203W-1260-14A-01DP	12.6	39.9	60	107	104.8	2.2	14	3
DR200P203W-1270-14A-01DP	12.7	40.2	60	107	104.8	2.2	14	3
DR200P205W-1270-14A-01DP	12.7	64	77	124	121.8	2.2	14	5
DR200P203W-1280-14A-01DP	12.8	40.5	60	107	104.8	2.2	14	3
DR200P205W-1280-14A-01DP	12.8	64.6	77	124	121.8	2.2	14	5
DR200P203W-1300-14A-01DP	13	41.1	60	107	104.8	2.2	14	3
DR200P205W-1300-14A-01DP	13	61.4	77	124	121.8	2.2	14	5
DR200P203W-1310-14A-01DP	13.1	41.4	60	107	104.7	2.3	14	3
DR200P205W-1310-14A-01DP	13.1	61.3	77	124	121.7	2.3	14	5
DR200P205W-1325-14A-01DP	13.25	61.1	77	124	121.7	2.3	14	5
DR200P203W-1350-14A-01DP	13.5	42.7	60	107	104.7	2.3	14	3
DR200P205W-1350-14A-01DP	13.5	60.8	77	124	121.7	2.3	14	5
DR200P205W-1375-14A-01DP	13.75	60.5	77	124	121.6	2.4	14	5
DR200P203W-1380-14A-01DP	13.8	43.4	60	107	104.6	2.4	14	3
DR200P205W-1380-14A-01DP	13.8	60.4	77	124	121.6	2.4	14	5
DR200P205W-1389-14A-01DP	13.89	60.3	77	124	121.6	2.4	14	5
DR200P203W-1400-14A-01DP	14	44.3	60	107	104.6	2.4	14	3
DR200P205W-1400-14A-01DP	14	63	77	124	121.6	2.4	14	5
DR200P203W-1425-16A-01DP	14.25	45	65	115	112.5	2.5	16	3
DR200P205W-1425-16A-01DP	14.25	68.8	83	133	130.5	2.5	16	5
DR200P203W-1429-16A-01DP	14.29	45.2	65	115	112.5	2.5	16	3
DR200P205W-1429-16A-01DP	14.29	68.7	83	133	130.5	2.5	16	5
DR200P203W-1450-16A-01DP	14.5	45.8	65	115	112.5	2.5	16	3
DR200P205W-1450-16A-01DP	14.5	68.5	83	133	130.5	2.5	16	5
DR200P203W-1469-16A-01DP	14.69	46.4	65	115	112.5	2.5	16	3
DR200P205W-1480-16A-01DP	14.8	68.2	83	133	130.4	2.6	16	5
DR200P203W-1500-16A-01DP	15	47.4	65	115	112.4	2.6	16	3
DR200P205W-1500-16A-01DP	15	68	83	133	130.4	2.6	16	5
DR200P203W-1550-16A-01DP	15.5	49	65	115	112.3	2.7	16	3
DR200P205W-1550-16A-01DP	15.5	67.5	83	133	130.3	2.7	16	5
DR200P203W-1580-16A-01DP	15.8	49.2	65	115	112.2	2.8	16	3
DR200P205W-1580-16A-01DP	15.8	67.2	83	133	130.2	2.8	16	5
DR200P203W-1587-16A-01DP	15.87	49.1	65	115	112.2	2.8	16	3
DR200P203W-1600-16A-01DP	16	49	65	115	112.2	2.8	16	3
DR200P205W-1600-16A-01DP	16	67	83	133	130.2	2.8	16	5

注：① 本页产品按订单生产, 询价请联系用朴销售代表
All proudcts on this page are made-to-order, please contact Yongpu sales representative for quotation and ordering

② 切削参数请参考本部分样本的末页
Cutting data, please go to page 39

VTDrill DR200P

专用高性能整体硬质合金钻头 Optimized high-performance solid carbide drills

带内冷设计 internal coolant

ISO	MC材料编号 MC No.	工件材料 Component material	布氏硬度 Hardness Brinell	线速度 VC(m/min) Cutting speed 最小 Min.	 起始 Start	 最大 Max.
P	非合金钢 Unalloyed steel					
	P1.1.Z.AN	C = 0.05–0.1%	125	90	150	170
	P1.1.Z.AN	C = 0.1-0.25%	125	90	150	170
	P1.2.Z.AN	C = 0.25-0.55%	150	90	140	170
	P1.3.Z.AN	C = 0.55-0.80%	170	90	140	170
	高碳钢 High carbon steel					
	P1.3.Z.AN	碳素工具钢 Carbon tool steel	210	100	130	150
	低合金钢 Low alloy steel					
	P2.1.Z.AN	非淬硬 Non-hardened	175	80	130	160
	P2.5.Z.HT	调质处理 Hardeded and tempered	275	50	80	90
	P2.5.Z.HT	调质处理 Hardeded and tempered	350	40	60	70
	高合金钢 High alloy steel					
	P3.0.Z.AN	退火 Annealed	200	40	90	90
	P3.0.Z.HT	淬硬工具钢 Hardened tool steel	300	40	60	70
	铸钢 Steel castings					
	P1.5.C.UT	非合金 Unalloyed	150	80	130	140
	P2.6.C.UT	低合金（合金元素≤5%） Low-alloy (alloying elements ≤5%)	200	80	130	120

钻头直径 Drill diameter (mm)	每转进给 Feed Fn(mm/r) * 最小 Min.	 起始 Start	 最大 Max.
3	0.06	0.1	0.13
4	0.07	0.11	0.14
6	0.11	0.18	0.24
8	0.16	0.21	0.25
10	0.19	0.23	0.27
12	0.22	0.25	0.29
16	0.23	0.28	0.33
20	0.26	0.3	0.34

① 切削参数推荐值仅在使用内冷时有效
Cutting data is suitable for internal coolant
② 推荐的内冷切削液压力最小20bar
Coolant pressure recommendation min. 20bar
③ 硬度较高的材料，需要按比例降低转速和进给
In case component material hardness increase, please decrease cutting speed proportionally
④ 如果使用外冷加工，需要调节转速参数以确保切屑成型良好且排屑顺畅
Under external coolant condition, please adjust cutting speed to secure good chips formation and evacuation
⑤ 如果使用外冷加工，必要时降低每转进给以确保排屑顺畅
Under external coolant condition, please decrease feed per revolution to secure chips evacuation

---

VTDrill DR200P

专用高性能整体硬质合金钻头 Optimized high-performance solid carbide drills

带内冷设计 internal coolant

ISO	MC材料编号 MC No.	工件材料 Component material	布氏硬度 Hardness Brinell	线速度 VC(m/min) Cutting speed 最小 Min.	 起始 Start	 最大 Max.
M	奥氏体不锈钢 Austenitic stainless steel					
	M1.0.C.UT	铸造+未处理 Cast+untreated	165	48	70	72
	M1.0.Z.AQ	退火/淬火 Annealed/quenched	200	48	70	72
	M1.0.Z.PH	沉淀硬化 PH-hardened	350	44	60	66
	M1.1.Z.AQ	改善了可加工性 Machinability improved	165	48	70	72
	M1.2.Z.AQ	易切削 Free cutting	200	48	70	72
	M1.3.C.AQ	钛稳定化+铸造 Ti-stabilized+cast	200	48	70	72
	M1.3.Z.AQ	钛稳定化 Ti-stabilized	200	48	70	72
	M1.4.Z.AQ	高强度 High strength	250	64	90	96
	优质奥氏体(Ni>20%)不锈钢 Super austenitic (Ni>20%) stainless steel					
	M2.0.C.AQ	铸造+退火/淬火 Cast+annealed/quenched	165	30	40	50
	M2.0.Z.AQ	退火/淬火 Annealed/quenched	200	30	40	50
	双相(奥氏体/铁素体)不锈钢 Duplex (austenitic/ferritic) stainless steel					
	M3.1.Z.AQ >60%	铁素体（N<0.10%） >60% ferrite (N<0.10%)	250	40	60	70
	M3.2.Z.AQ <60%	铁素体（N≥0.10%） <60% ferrite (N≥0.10%)	250	40	60	70

钻头直径 Drill diameter (mm)	每转进给 Feed Fn(mm/r) * 最小 Min.	 起始 Start	 最大 Max.
3	0.05	0.07	0.1
4	0.08	0.1	0.12
6	0.09	0.11	0.13
8	0.1	0.12	0.14
10	0.13	0.14	0.17
12	0.13	0.16	0.19
16	0.14	0.2	0.23
20	0.17	0.22	0.25

① 切削参数推荐值仅在使用内冷时有效
Cutting data is suitable for internal coolant
② 推荐的内冷切削液压力最小20bar
Coolant pressure recommendation min. 20bar
③ 硬度较高的不锈钢例如沉淀硬化不锈钢，需要按比例降低转速和进给
In case component material hardness increase such as PH stainless steel, please decrease cutting speed proportionally
④ 如果使用外冷加工，需要调节转速参数以确保切屑成型良好且排屑顺畅
Under external coolant condition, please adjust cutting speed to secure good chips formation and evacuation
⑤ 如果使用外冷加工，必要时降低每转进给以确保排屑顺畅
Under external coolant condition, please decrease feed per revolution to secure chips evacuation

通用
Versatile solution

定制
Customized solution

ISO材料组应用范围 ISO material groups

P K M N

LFRA深孔钻产品介绍

LFRA DEEP HOLE DRILLS PRODUCT INTRODUCTION

深孔钻头 deep hole drills

概述及应用领域
Overview & application areas

- 适合多种工件材料
- 传统钻削、交叉孔和倾斜面
- 可获孔径公差：H8-H9
- 产品直径范围：D3-D20mm
- 钻孔深度12-40倍径

- Covers many material groups
- Conventional drilling, cross holes & inclined surface
- Hole tolerance H8-H9
- Diameter range: 3.0-20.0 mm
- Drill length range 12-40xDC

特性与益处
Features and benefits

- 优化的钻尖设计有助于降低轴向力
  Optimized drill center design helps to reduce axial cutting force
- 内冷设计
  Provide internal coolant solutions
- 凹形切削刃降低切削阻力
  Curve cutting edge generates low cutting force
- 可修磨至新刃规格以延长刀具寿命
  Secure tool life through high reconditioning quality
- 新型的容屑槽优化设计提高排屑能力
  Good chips evacuation thanks to chips flute optimization design
- 先进的切削刃倒钝降低崩刃风险
  Advanced ER treatment which reduce the risk of cutting edge breakage

编号规则

ORDERING CODE

L F RA P 12 N — 0900 — 10A — 01DH

L	产品系列	product family
F	刃型	cutting edge type
RA	横刃修正	central cutting edge
P	钢件材料	P- material group
12	12倍径	12xDC
N	内冷	internal coolant
0900	钻头直径 0900-DC9mm	drill diameter 0900-DC9mm
10	柄径	shank diameter
A	HA圆柱柄	HA cylindrical shank
01	基体AK40	substrate AK40
DH	涂层	coating

VTDrill LFRAP

深孔钻头 Deep hole drills

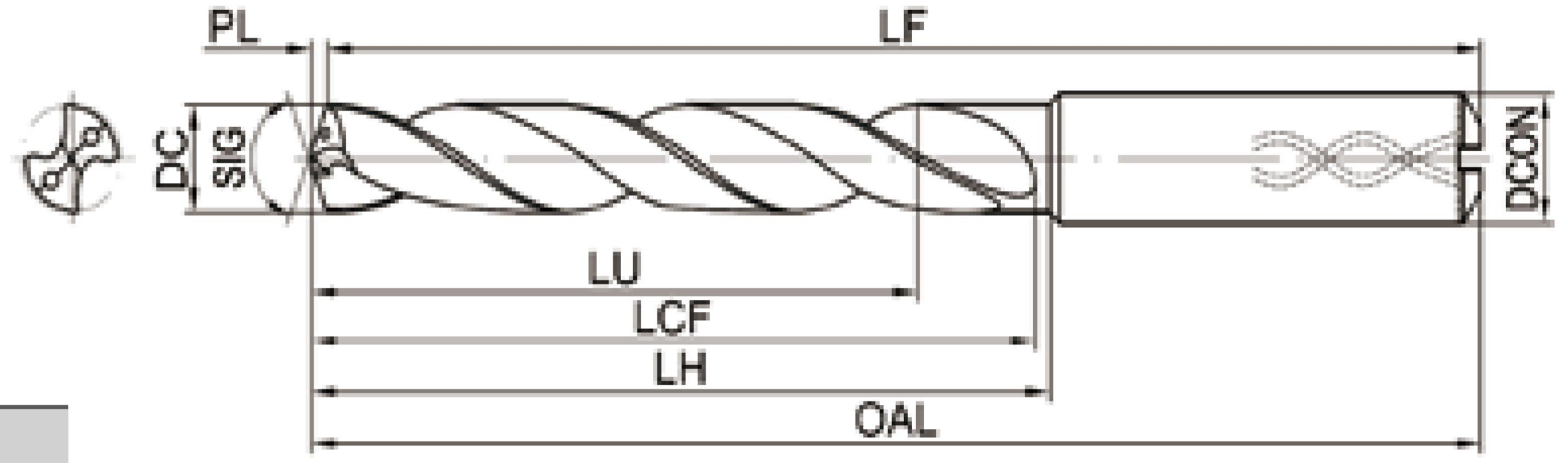

柄部直径公差 Shank diameter tolerance	h6
SIG	135°
加工材料 material group	钢件、铸铁 ISO-P, ISO-K

ISO材料应用范围
ISO material group

P K

订货号 Ordering code	尺寸 Dimension (mm)							长径比
	DC	LU	LCF	OAL	LF	PL	DCON	ULDR
LFRAP10-0300-06A-01DH	3	31.5	47	89	88.5	0.5	6	10
LFRAP12-0300-06A-01DH	3	36.5	52	94	93.5	0.5	6	12
LFRAP10-0310-06A-01DH	3.1	32.7	47	89	88.5	0.5	6	10
LFRAP12-0310-06A-01DH	3.1	37.7	52	94	93.5	0.5	6	12
LFRAP10-0320-06A-01DH	3.2	33.9	47	89	88.5	0.5	6	10
LFRAP12-0320-06A-01DH	3.2	38.9	52	94	93.5	0.5	6	12
LFRAP10-0330-06A-01DH	3.3	35.1	47	89	88.5	0.5	6	10
LFRAP12-0330-06A-01DH	3.3	40.1	52	94	93.5	0.5	6	12
LFRAP10-0340-06A-01DH	3.4	36.4	47	89	88.4	0.6	6	10
LFRAP12-0340-06A-01DH	3.4	41.4	52	94	93.4	0.6	6	12
LFRAP10-0350-06A-01DH	3.5	37.6	47	89	88.4	0.6	6	10
LFRAP12-0350-06A-01DH	3.5	42.6	52	94	93.4	0.6	6	12
LFRAP15-0350-06A-01DH	3.5	53.1	63	105	104.4	0.6	6	15
LFRAP10-0370-06A-01DH	3.7	38.9	47	89	88.4	0.6	6	10
LFRAP11-0370-06A-01DH	3.7	43.9	52	94	93.4	0.6	6	11
LFRAP10-0380-06A-01DH	3.8	39.2	60	102	101.4	0.6	6	10
LFRAP12-0380-06A-01DH	3.8	46.2	67	109	108.4	0.6	6	12
LFRAP15-0380-06A-01DH	3.8	57.6	68	110	109.4	0.6	6	15
LFRAP10-0400-06A-01DH	4	41.7	60	102	101.3	0.7	6	10
LFRAP12-0400-06A-01DH	4	48.7	67	109	108.3	0.7	6	12
LFRAP15-0400-06A-01DH	4	60.7	72	114	113.3	0.7	6	15
LFRAP20-0400-06A-01DH	4	80.7	92	134	133.3	0.7	6	20
LFRAP30-0400-06A-01DH	4	120.7	132	174	173.3	0.7	6	30
LFRAP10-0410-06A-01DH	4.1	42.9	60	102	101.3	0.7	6	10
LFRAP12-0410-06A-01DH	4.1	49.9	67	109	108.3	0.7	6	12
LFRAP10-0420-06A-01DH	4.2	44.1	60	102	101.3	0.7	6	10
LFRAP12-0420-06A-01DH	4.2	51.1	67	109	108.3	0.7	6	12
LFRAP15-0420-06A-01DH	4.2	63.7	76	118	117.3	0.7	6	15
LFRAP20-0420-06A-01DH	4.2	84.7	97	139	138.3	0.7	6	20
LFRAP10-0430-06A-01DH	4.3	45.3	60	102	101.3	0.7	6	10
LFRAP12-0430-06A-01DH	4.3	52.3	67	109	108.3	0.7	6	12
LFRAP10-0450-06A-01DH	4.5	47.7	60	102	101.3	0.7	6	10
LFRAP12-0450-06A-01DH	4.5	54.7	67	109	108.3	0.7	6	12
LFRAP15-0450-06A-01DH	4.5	68.2	81	123	122.3	0.7	6	15
LFRAP20-0450-06A-01DH	4.5	90.7	104	146	145.3	0.7	6	20
LFRAP30-0450-06A-01DH	4.5	135.7	149	191	190.3	0.7	6	30
LFRAP40-0450-06A-01DH	4.5	153.7	167	209	208.3	0.7	6	40
LFRAP10-0460-06A-01DH	4.6	49	60	102	101.2	0.8	6	10
LFRAP12-0460-06A-01DH	4.6	56	67	109	108.2	0.8	6	12
LFRAP10-0480-06A-01DH	4.8	51.4	60	102	101.2	0.8	6	10
LFRAP12-0480-06A-01DH	4.8	58.4	86	128	127.2	0.8	6	12
LFRAP15-0480-06A-01DH	4.8	72.8	86	128	127.2	0.8	6	15
LFRAP20-0480-06A-01DH	4.8	96.8	110	152	151.2	0.8	6	20
LFRAP10-0500-06A-01DH	5	50.8	68	110	109.2	0.8	6	10
LFRAP12-0500-06A-01DH	5	60.8	86	128	127.2	0.8	6	12
LFRAP15-0500-06A-01DH	5	75.8	90	132	131.2	0.8	6	15
LFRAP20-0500-06A-01DH	5	100.8	115	157	156.2	0.8	6	20
LFRAP30-0500-06A-01DH	5	150.8	165	207	206.2	0.8	6	30
LFRAP40-0500-06A-01DH	5	200.8	215	257	256.2	0.8	6	40
LFRAP10-0510-06A-01DH	5.1	52	75	117	116.2	0.8	6	10
LFRAP12-0510-06A-01DH	5.1	62	86	128	127.2	0.8	6	12
LFRAP10-0520-06A-01DH	5.2	53.3	75	117	116.1	0.9	6	10
LFRAP12-0520-06A-01DH	5.2	63.3	86	128	127.1	0.9	6	12
LFRAP10-0550-06A-01DH	5.5	56.9	75	117	116.1	0.9	6	10
LFRAP12-0550-06A-01DH	5.5	66.9	86	128	127.1	0.9	6	12
LFRAP15-0550-06A-01DH	5.5	83.4	99	141	140.1	0.9	6	15
LFRAP20-0550-06A-01DH	5.5	110.9	127	169	168.1	0.9	6	20
LFRAP30-0550-06A-01DH	5.5	165.9	182	224	223.1	0.9	6	30
LFRAP40-0550-06A-01DH	5.5	220.9	237	279	278.1	0.9	6	40
LFRAP10-0580-06A-01DH	5.8	59.6	75	117	116	1	6	10
LFRAP12-0580-06A-01DH	5.8	70.6	86	128	127	1	6	12
LFRAP15-0580-06A-01DH	5.8	88	104	146	145	1	6	15
LFRAP20-0580-06A-01DH	5.8	117	133	175	174	1	6	20
LFRAP10-0600-06A-01DH	6	61	75	117	116	1	6	10
LFRAP12-0600-06A-01DH	6	73	86	128	127	1	6	12
LFRAP15-0600-06A-01DH	6	91	108	150	149	1	6	15
LFRAP20-0600-06A-01DH	6	121	138	180	179	1	6	20
LFRAP30-0600-06A-01DH	6	181	198	240	239	1	6	30
LFRAP40-0600-06A-01DH	6	241	258	300	299	1	6	40
LFRAP10-0610-08A-01DH	6.1	62	86	128	127	1	8	10
LFRAP12-0610-08A-01DH	6.1	74.2	116	158	157	1	8	12
LFRAP10-0620-08A-01DH	6.2	63	86	128	127	1	8	10
LFRAP12-0620-08A-01DH	6.2	75.4	116	158	157	1	8	12
LFRAP10-0630-08A-01DH	6.3	64	86	128	127	1	8	10
LFRAP12-0630-08A-01DH	6.3	76.6	116	158	157	1	8	12
LFRAP10-0650-08A-01DH	6.5	66.1	86	128	126.9	1.1	8	10
LFRAP12-0650-08A-01DH	6.5	79.1	116	158	156.9	1.1	8	12
LFRAP15-0650-08A-01DH	6.5	98.6	116	158	156.9	1.1	8	15
LFRAP20-0650-08A-01DH	6.5	131.1	150	192	190.9	1.1	8	20
LFRAP30-0650-08A-01DH	6.5	196.1	215	257	255.9	1.1	8	30
LFRAP40-0650-08A-01DH	6.5	261.1	280	322	320.9	1.1	8	40

注：① 本页产品按订单生产，询价请联系用朴销售代表
All proudcts on this page are made-to-order, please contact Yongpu sales representative for quotation and ordering

② 切削参数请参考本部分样本的末页
Cutting data, please go to page 49

VTDrill LFRAP

深孔钻头 Deep hole drills

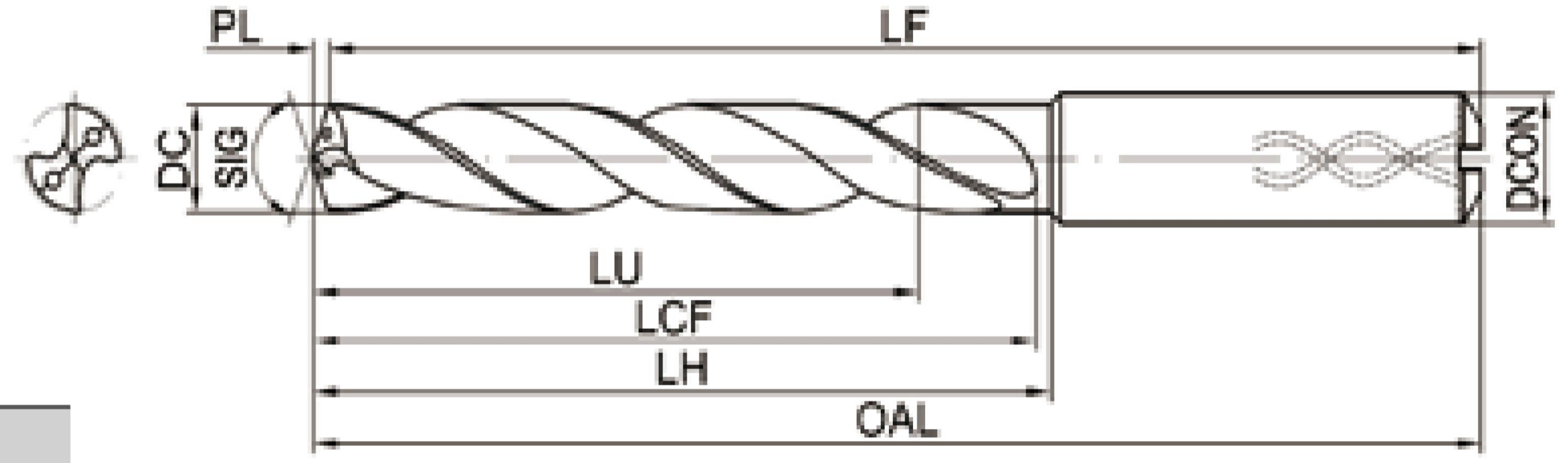

柄部直径公差 Shank diameter tolerance	h6
SIG	135°
加工材料 material group	钢件、铸铁 ISO-P, ISO-K

ISO材料应用范围
ISO material group

P K

订货号 Ordering code	尺寸 Dimension (mm)							长径比
	DC	LU	LCF	OAL	LF	PL	DCON	ULDR
LFRAP10-0660-08A-01DH	6.6	67.1	86	128	126.9	1.1	8	10
LFRAP12-0660-08A-01DH	6.6	80.3	116	158	156.9	1.1	8	12
LFRAP10-0670-08A-01DH	6.7	68.1	86	128	126.9	1.1	8	10
LFRAP12-0670-08A-01DH	6.7	81.5	116	158	156.9	1.1	8	12
LFRAP10-0680-08A-01DH	6.8	69.1	86	128	126.9	1.1	8	10
LFRAP12-0680-08A-01DH	6.8	82.7	116	158	156.9	1.1	8	12
LFRAP15-0680-08A-01DH	6.8	103.1	122	164	162.9	1.1	8	15
LFRAP20-0680-08A-01DH	6.8	137.1	156	198	196.9	1.1	8	20
LFRAP10-0690-08A-01DH	6.9	70.1	86	128	126.9	1.1	8	10
LFRAP12-0690-08A-01DH	6.9	83.9	116	158	156.9	1.1	8	12
LFRAP10-0700-08A-01DH	7	71.1	86	128	126.9	1.1	8	10
LFRAP12-0700-08A-01DH	7	85.1	116	158	156.9	1.1	8	12
LFRAP15-0700-08A-01DH	7	106.1	126	168	166.9	1.1	8	15
LFRAP20-0700-08A-01DH	7	141.1	161	203	201.9	1.1	8	20
LFRAP30-0700-08A-01DH	7	211.1	231	273	271.9	1.1	8	30
LFRAP40-0700-08A-01DH	7	281.1	301	343	341.9	1.1	8	40
LFRAP10-0740-08A-01DH	7.4	75.2	101	143	141.8	1.2	8	10
LFRAP12-0740-08A-01DH	7.4	90	116	158	156.8	1.2	8	12
LFRAP10-0750-08A-01DH	7.5	76.2	101	143	141.8	1.2	8	10
LFRAP12-0750-08A-01DH	7.5	91.2	116	158	156.8	1.2	8	12
LFRAP15-0750-08A-01DH	7.5	113.7	135	177	175.8	1.2	8	15
LFRAP20-0750-08A-01DH	7.5	151.2	173	215	213.8	1.2	8	20
LFRAP30-0750-08A-01DH	7.5	226.2	248	290	288.8	1.2	8	30
LFRAP40-0750-08A-01DH	7.5	301.2	323	365	363.8	1.2	8	40
LFRAP10-0760-08A-01DH	7.6	77.2	101	143	141.8	1.2	8	10
LFRAP12-0760-08A-01DH	7.6	92.4	116	158	156.8	1.2	8	12
LFRAP10-0770-08A-01DH	7.7	78.3	101	143	141.7	1.3	8	10
LFRAP12-0770-08A-01DH	7.7	93.7	116	158	156.7	1.3	8	12
LFRAP10-0780-08A-01DH	7.8	79.3	101	143	141.7	1.3	8	10
LFRAP12-0780-08A-01DH	7.8	94.9	116	158	156.7	1.3	8	12
LFRAP10-0800-08A-01DH	8	81.3	101	143	141.7	1.3	8	10
LFRAP12-0800-08A-01DH	8	97.3	116	158	156.7	1.3	8	12
LFRAP15-0800-08A-01DH	8	121.3	144	186	184.7	1.3	8	15
LFRAP20-0800-08A-01DH	8	161.3	184	226	224.7	1.3	8	20
LFRAP30-0800-08A-01DH	8	241.3	264	306	304.7	1.3	8	30
LFRAP40-0800-08A-01DH	8	321.3	344	386	384.7	1.3	8	40
LFRAP10-0810-10A-01DH	8.1	82.3	106	152	150.7	1.3	10	10
LFRAP12-0810-10A-01DH	8.1	98.5	146	192	190.7	1.3	10	12
LFRAP10-0820-10A-01DH	8.2	83.3	106	152	150.7	1.3	10	10
LFRAP12-0820-10A-01DH	8.2	99.7	146	192	190.7	1.3	10	12
LFRAP10-0840-10A-01DH	8.4	85.4	106	152	150.6	1.4	10	10
LFRAP12-0840-10A-01DH	8.4	102.2	146	192	190.6	1.4	10	12
LFRAP10-0850-10A-01DH	8.5	86.4	106	152	150.6	1.4	10	10
LFRAP12-0850-10A-01DH	8.5	103.4	146	192	190.6	1.4	10	12
LFRAP15-0850-10A-01DH	8.5	128.9	153	199	197.6	1.4	10	15
LFRAP20-0850-10A-01DH	8.5	171.4	196	242	240.6	1.4	10	20
LFRAP30-0850-10A-01DH	8.5	256.4	281	327	325.6	1.4	10	30
LFRAP10-0860-10A-01DH	8.6	87.4	106	152	150.6	1.4	10	10
LFRAP12-0860-10A-01DH	8.6	104.6	146	192	190.6	1.4	10	12
LFRAP10-0870-10A-01DH	8.7	88.4	106	152	150.6	1.4	10	10
LFRAP12-0870-10A-01DH	8.7	105.8	146	192	190.6	1.4	10	12
LFRAP10-0880-10A-01DH	8.8	89.4	106	152	150.6	1.4	10	10
LFRAP12-0880-10A-01DH	8.8	107	146	192	190.6	1.4	10	12
LFRAP10-0900-10A-01DH	9	91.5	128	174	172.5	1.5	10	10
LFRAP12-0900-10A-01DH	9	109.5	146	192	190.5	1.5	10	12
LFRAP15-0900-10A-01DH	9	136.5	162	208	206.5	1.5	10	15
LFRAP20-0900-10A-01DH	9	181.5	207	253	251.5	1.5	10	20
LFRAP30-0900-10A-01DH	9	271.5	297	343	341.5	1.5	10	30
LFRAP10-0930-10A-01DH	9.3	94.5	128	174	172.5	1.5	10	10
LFRAP12-0930-10A-01DH	9.3	113.1	146	192	190.5	1.5	10	12
LFRAP10-0950-10A-01DH	9.5	96.6	128	174	172.4	1.6	10	10
LFRAP12-0950-10A-01DH	9.5	115.6	146	192	190.4	1.6	10	12
LFRAP15-0950-10A-01DH	9.5	144.1	171	217	215.4	1.6	10	15
LFRAP20-0950-10A-01DH	9.5	191.6	219	265	263.4	1.6	10	20
LFRAP30-0950-10A-01DH	9.5	286.6	314	360	358.4	1.6	10	30
LFRAP10-0980-10A-01DH	9.8	99.6	128	174	172.4	1.6	10	10
LFRAP12-0980-10A-01DH	9.8	119.2	146	192	190.4	1.6	10	12
LFRAP10-1000-10A-01DH	10	101.6	128	174	172.4	1.6	10	10
LFRAP12-1000-10A-01DH	10	121.6	146	192	190.4	1.6	10	12
LFRAP15-1000-10A-01DH	10	151.6	180	226	224.4	1.6	10	15
LFRAP20-1000-10A-01DH	10	201.6	230	276	274.4	1.6	10	20
LFRAP30-1000-10A-01DH	10	301.6	330	376	374.4	1.6	10	30
LFRAP10-1020-12A-01DH	10.2	103.7	156	208	206.3	1.7	12	10
LFRAP12-1020-12A-01DH	10.2	124.1	176	228	226.3	1.7	12	12
LFRAP10-1030-12A-01DH	10.3	104.7	156	208	206.3	1.7	12	10
LFRAP12-1030-12A-01DH	10.3	125.3	176	228	226.3	1.7	12	12
LFRAP10-1040-12A-01DH	10.4	105.7	156	208	206.3	1.7	12	10
LFRAP12-1040-12A-01DH	10.4	126.5	176	228	226.3	1.7	12	12
LFRAP10-1050-12A-01DH	10.5	106.7	156	208	206.3	1.7	12	10
LFRAP12-1050-12A-01DH	10.5	127.7	176	228	226.3	1.7	12	12
LFRAP15-1050-12A-01DH	10.5	159.2	188	240	238.3	1.7	12	15
LFRAP20-1050-12A-01DH	10.5	211.7	241	293	291.3	1.7	12	20

注：① 本页产品按订单生产，询价请联系用朴销售代表
All proudcts on this page are made-to-order, please contact Yongpu sales representative for quotation and ordering

② 切削参数请参考本部分样本的末页
Cutting data, please go to page 49

SFP 产品 YPDrill SFP
SFM 产品 YPDrill SFM
DR200P 产品 YPDrill DR200P
LFRA 深孔钻产品 YPDrill LFRA
SFK 产品 YPDrill SFK

VTDrill LFRAP

深孔钻头 Deep hole drills

GZVictor



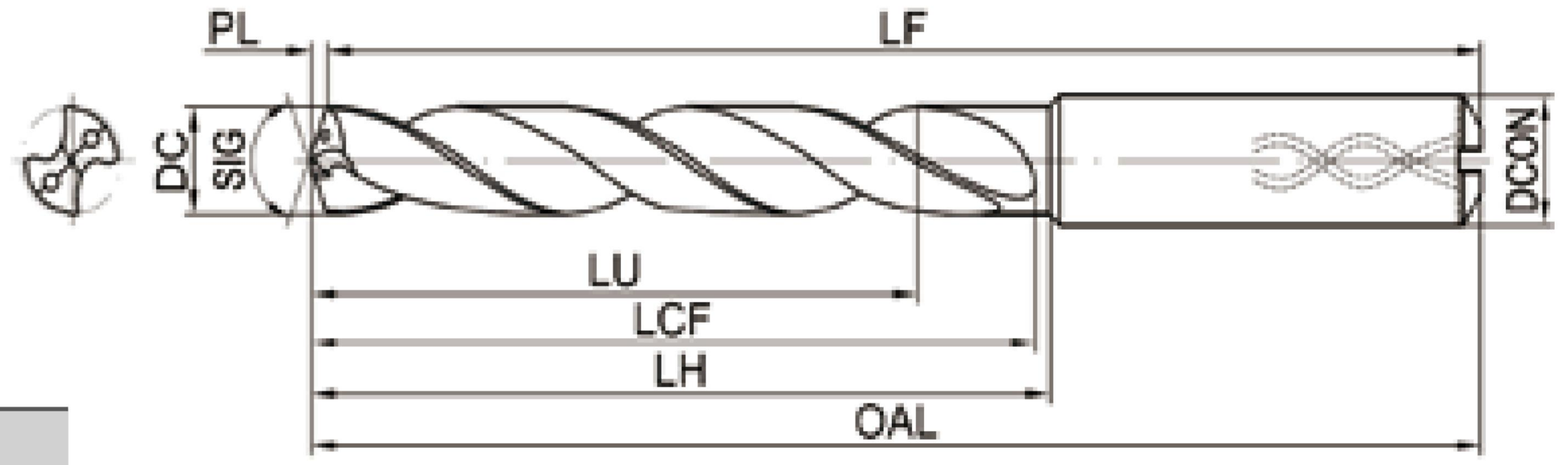

柄部直径公差 Shank diameter tolerance	h6
SIG	135°
加工材料 material group	钢件、铸铁 ISO-P, ISO-K

ISO材料应用范围
ISO material group
P K

订货号 Ordering code	尺寸 Dimension (mm)							长径比
	DC	LU	LCF	OAL	LF	PL	DCON	ULDR
LFRAP10-1100-12A-01DH	11	111.8	156	208	206.2	1.8	12	10
LFRAP12-1100-12A-01DH	11	133.8	176	228	226.2	1.8	12	12
LFRAP15-1100-12A-01DH	11	166.8	197	249	247.2	1.8	12	15
LFRAP20-1100-12A-01DH	11	221.8	252	304	302.2	1.8	12	20
LFRAP10-1120-12A-01DH	11.2	113.8	156	208	206.2	1.8	12	10
LFRAP12-1120-12A-01DH	11.2	136.2	176	228	226.2	1.8	12	12
LFRAP10-1150-12A-01DH	11.5	116.9	156	208	206.1	1.9	12	10
LFRAP12-1150-12A-01DH	11.5	139.9	176	228	226.1	1.9	12	12
LFRAP15-1150-12A-01DH	11.5	174.4	206	258	256.1	1.9	12	15
LFRAP20-1150-12A-01DH	11.5	231.9	264	316	314.1	1.9	12	20
LFRAP10-1180-12A-01DH	11.8	119.9	156	208	206.1	1.9	12	10
LFRAP12-1180-12A-01DH	11.8	143.5	176	228	226.1	1.9	12	12
LFRAP10-1200-12A-01DH	12	122	156	208	206	2	12	10
LFRAP12-1200-12A-01DH	12	146	176	228	226	2	12	12
LFRAP15-1200-12A-01DH	12	182	215	267	265	2	12	15
LFRAP20-1200-12A-01DH	12	242	275	327	325	2	12	20
LFRAP10-1230-14A-01DH	12.3	125.1	182	234	232	2	14	10
LFRAP12-1230-14A-01DH	12.3	149.7	206	258	256	2	14	12
LFRAP10-1250-14A-01DH	12.5	127	182	234	232	2	14	10
LFRAP12-1250-14A-01DH	12.5	152	206	258	256	2	14	12
LFRAP10-1270-14A-01DH	12.7	129.1	182	234	231.9	2.1	14	10
LFRAP12-1270-14A-01DH	12.7	154.5	206	258	255.9	2.1	14	12
LFRAP10-1300-14A-01DH	13	132.1	182	234	231.9	2.1	14	10
LFRAP12-1300-14A-01DH	13	158.1	206	258	255.9	2.1	14	12
LFRAP10-1310-14A-01DH	13.1	133.1	182	234	231.9	2.1	14	10
LFRAP12-1310-14A-01DH	13.1	159.3	206	258	255.9	2.1	14	12
LFRAP10-1350-14A-01DH	13.5	137.2	182	234	231.8	2.2	14	10
LFRAP12-1350-14A-01DH	13.5	164.2	206	258	255.8	2.2	14	12
LFRAP10-1400-14A-01DH	14	142.3	182	234	231.7	2.3	14	10
LFRAP12-1400-14A-01DH	14	170.3	206	258	255.7	2.3	14	12
LFRAP10-1450-16A-01DH	14.5	147.4	207	262	259.6	2.4	16	10
LFRAP12-1450-16A-01DH	14.5	176.4	236	291	288.6	2.4	16	12
LFRAP10-1500-16A-01DH	15	152.5	207	262	259.5	2.5	16	10
LFRAP12-1500-16A-01DH	15	182.5	236	291	288.5	2.5	16	12
LFRAP10-1550-16A-01DH	15.5	157.5	207	262	259.5	2.5	16	10
LFRAP12-1550-16A-01DH	15.5	188.5	236	291	288.5	2.5	16	12
LFRAP10-1600-16A-01DH	16	162.6	207	262	259.4	2.6	16	10
LFRAP12-1600-16A-01DH	16	194.6	236	291	288.4	2.6	16	12

订货号 Ordering code	尺寸 Dimension (mm)							长径比
	DC	LU	LCF	OAL	LF	PL	DCON	ULDR

注：① 本页产品按订单生产, 询价请联系用朴销售代表
All proudcts on this page are made-to-order, please contact Yongpu sales representative for quotation and ordering

② 切削参数请参考本部分样本的末页
Cutting data, please go to page 49

VTDrill LFRAM

深孔钻头 Deep hole drills

GZVictor



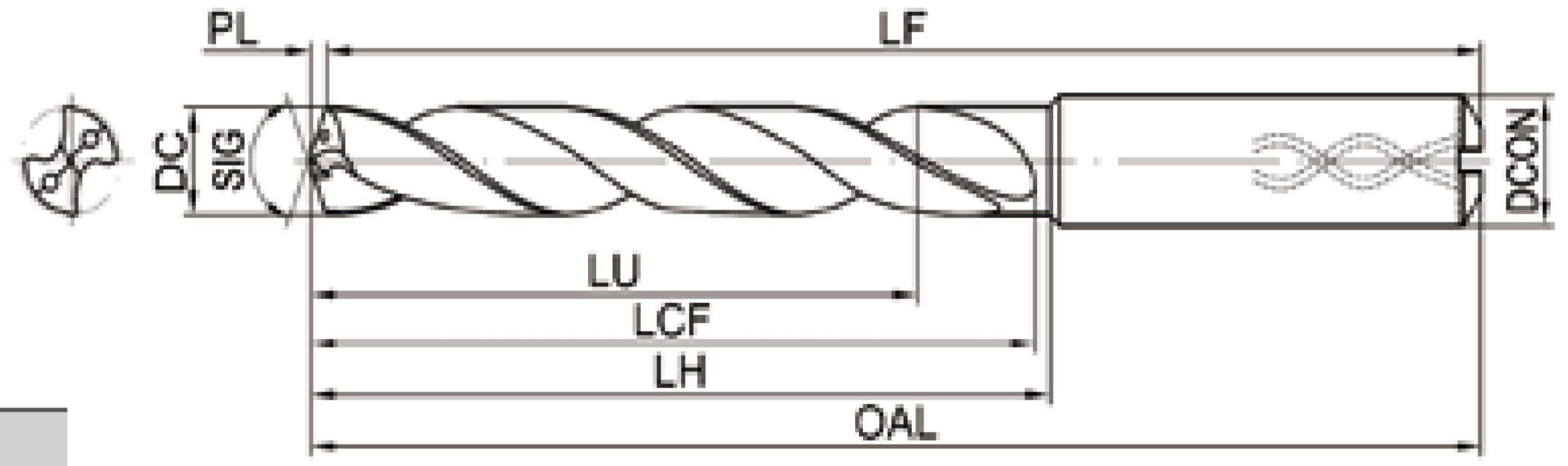

柄部直径公差 Shank diameter tolerance	h6
SIG	135°
加工材料 material group	不锈钢 ISO-M

ISO材料应用范围
ISO material group
M

订货号 Ordering code	尺寸 Dimension (mm)							长径比
	DC	LU	LCF	OAL	LF	PL	DCON	ULDR
LFRAM10-0300-04A-01DP	3	31.5	47	89	88.5	0.5	6	10
LFRAM12-0300-06A-01DP	3	36.5	52	94	93.5	0.5	6	12
LFRAM10-0310-06A-01DP	3.1	32.7	47	89	88.5	0.5	6	10
LFRAM12-0310-06A-01DP	3.1	37.7	52	94	93.5	0.5	6	12
LFRAM10-0320-06A-01DP	3.2	33.9	47	89	88.5	0.5	6	10
LFRAM12-0320-06A-01DP	3.2	38.9	52	94	93.5	0.5	6	12
LFRAM10-0330-06A-01DP	3.3	35.1	47	89	88.5	0.5	6	10
LFRAM12-0330-06A-01DP	3.3	40.1	52	94	93.5	0.5	6	12
LFRAM10-0340-06A-01DP	3.4	36.4	47	89	88.4	0.6	6	10
LFRAM12-0340-06A-01DP	3.4	41.4	52	94	93.4	0.6	6	12
LFRAM10-0350-06A-01DP	3.5	37.6	47	89	88.4	0.6	6	10
LFRAM12-0350-06A-01DP	3.5	42.6	52	94	93.4	0.6	6	12
LFRAM15-0350-06A-01DP	3.5	53.1	63	105	104.4	0.6	6	15
LFRAM10-0370-06A-01DP	3.7	38.9	47	89	88.4	0.6	6	10
LFRAM11-0370-06A-01DP	3.7	43.9	52	94	93.4	0.6	6	11
LFRAM10-0380-06A-01DP	3.8	39.2	60	102	101.4	0.6	6	10
LFRAM12-0380-06A-01DP	3.8	46.2	67	109	108.4	0.6	6	12
LFRAM15-0380-06A-01DP	3.8	57.6	68	110	109.4	0.6	6	15
LFRAM10-0400-06A-01DP	4	41.7	60	102	101.3	0.7	6	10
LFRAM12-0400-06A-01DP	4	48.7	67	109	108.3	0.7	6	12
LFRAM15-0400-06A-01DP	4	60.7	72	114	113.3	0.7	6	15
LFRAM20-0400-06A-01DP	4	80.7	92	134	133.3	0.7	6	20
LFRAM30-0400-06A-01DP	4	120.7	132	174	173.3	0.7	6	30
LFRAM10-0410-06A-01DP	4.1	42.9	60	102	101.3	0.7	6	10
LFRAM12-0410-06A-01DP	4.1	49.9	67	109	108.3	0.7	6	12
LFRAM10-0420-06A-01DP	4.2	44.1	60	102	101.3	0.7	6	10
LFRAM12-0420-06A-01DP	4.2	51.1	67	109	108.3	0.7	6	12
LFRAM15-0420-06A-01DP	4.2	63.7	76	118	117.3	0.7	6	15
LFRAM20-0420-06A-01DP	4.2	84.7	97	139	138.3	0.7	6	20
LFRAM10-0430-06A-01DP	4.3	45.3	60	102	101.3	0.7	6	10
LFRAM12-0430-06A-01DP	4.3	52.3	67	109	108.3	0.7	6	12
LFRAM10-0450-06A-01DP	4.5	47.7	60	102	101.3	0.7	6	10
LFRAM12-0450-06A-01DP	4.5	54.7	67	109	108.3	0.7	6	12
LFRAM15-0450-06A-01DP	4.5	68.2	81	123	122.3	0.7	6	15
LFRAM20-0450-06A-01DP	4.5	90.7	104	146	145.3	0.7	6	20
LFRAM30-0450-06A-01DP	4.5	135.7	149	191	190.3	0.7	6	30
LFRAM40-0450-06A-01DP	4.5	153.7	167	209	208.3	0.7	6	40
LFRAM10-0460-06A-01DP	4.6	49	60	102	101.2	0.8	6	10
LFRAM12-0460-06A-01DP	4.6	56	67	109	108.2	0.8	6	12
LFRAM10-0480-06A-01DP	4.8	51.4	60	102	101.2	0.8	6	10
LFRAM12-0480-06A-01DP	4.8	58.4	86	128	127.2	0.8	6	12

订货号 Ordering code	尺寸 Dimension (mm)							长径比
	DC	LU	LCF	OAL	LF	PL	DCON	ULDR
LFRAM15-0480-06A-01DP	4.8	72.8	86	128	127.2	0.8	6	15
LFRAM20-0480-06A-01DP	4.8	96.8	110	152	151.2	0.8	6	20
LFRAM10-0500-06A-01DP	5	50.8	68	110	109.2	0.8	6	10
LFRAM12-0500-06A-01DP	5	60.8	86	128	127.2	0.8	6	12
LFRAM15-0500-06A-01DP	5	75.8	90	132	131.2	0.8	6	15
LFRAM20-0500-06A-01DP	5	100.8	115	157	156.2	0.8	6	20
LFRAM30-0500-06A-01DP	5	150.8	165	207	206.2	0.8	6	30
LFRAM40-0500-06A-01DP	5	200.8	215	257	256.2	0.8	6	40
LFRAM10-0510-06A-01DP	5.1	52	75	117	116.2	0.8	6	10
LFRAM12-0510-06A-01DP	5.1	62	86	128	127.2	0.8	6	12
LFRAM10-0520-06A-01DP	5.2	53.3	75	117	116.1	0.9	6	10
LFRAM12-0520-06A-01DP	5.2	63.3	86	128	127.1	0.9	6	12
LFRAM10-0550-06A-01DP	5.5	56.9	75	117	116.1	0.9	6	10
LFRAM12-0550-06A-01DP	5.5	66.9	86	128	127.1	0.9	6	12
LFRAM15-0550-06A-01DP	5.5	83.4	99	141	140.1	0.9	6	15
LFRAM20-0550-06A-01DP	5.5	110.9	127	169	168.1	0.9	6	20
LFRAM30-0550-06A-01DP	5.5	165.9	182	224	223.1	0.9	6	30
LFRAM40-0550-06A-01DP	5.5	220.9	237	279	278.1	0.9	6	40
LFRAM10-0580-06A-01DP	5.8	59.6	75	117	116	1	6	10
LFRAM12-0580-06A-01DP	5.8	70.6	86	128	127	1	6	12
LFRAM15-0580-06A-01DP	5.8	88	104	146	145	1	6	15
LFRAM20-0580-06A-01DP	5.8	117	133	175	174	1	6	20
LFRAM10-0600-06A-01DP	6	61	75	117	116	1	6	10
LFRAM12-0600-06A-01DP	6	73	86	128	127	1	6	12
LFRAM15-0600-06A-01DP	6	91	108	150	149	1	6	15
LFRAM20-0600-06A-01DP	6	121	138	180	179	1	6	20
LFRAM30-0600-06A-01DP	6	181	198	240	239	1	6	30
LFRAM40-0600-06A-01DP	6	241	258	300	299	1	6	40
LFRAM10-0610-08A-01DP	6.1	62	86	128	127	1	8	10
LFRAM12-0610-08A-01DP	6.1	74.2	116	158	157	1	8	12
LFRAM10-0620-08A-01DP	6.2	63	86	128	127	1	8	10
LFRAM12-0620-08A-01DP	6.2	75.4	116	158	157	1	8	12
LFRAM10-0630-08A-01DP	6.3	64	86	128	127	1	8	10
LFRAM12-0630-08A-01DP	6.3	76.6	116	158	157	1	8	12
LFRAM10-0650-08A-01DP	6.5	66.1	86	128	126.9	1.1	8	10
LFRAM12-0650-08A-01DP	6.5	79.1	116	158	156.9	1.1	8	12
LFRAM15-0650-08A-01DP	6.5	98.6	116	158	156.9	1.1	8	15
LFRAM20-0650-08A-01DP	6.5	131.1	150	192	190.9	1.1	8	20
LFRAM30-0650-08A-01DP	6.5	196.1	215	257	255.9	1.1	8	30
LFRAM40-0650-08A-01DP	6.5	261.1	280	322	320.9	1.1	8	40

注：① 本页产品按订单生产, 询价请联系用朴销售代表
All proudcts on this page are made-to-order, please contact Yongpu sales representative for quotation and ordering

② 切削参数请参考本部分样本的末页
Cutting data, please go to page 49

VTDrill LFRAM

深孔钻头 Deep hole drills

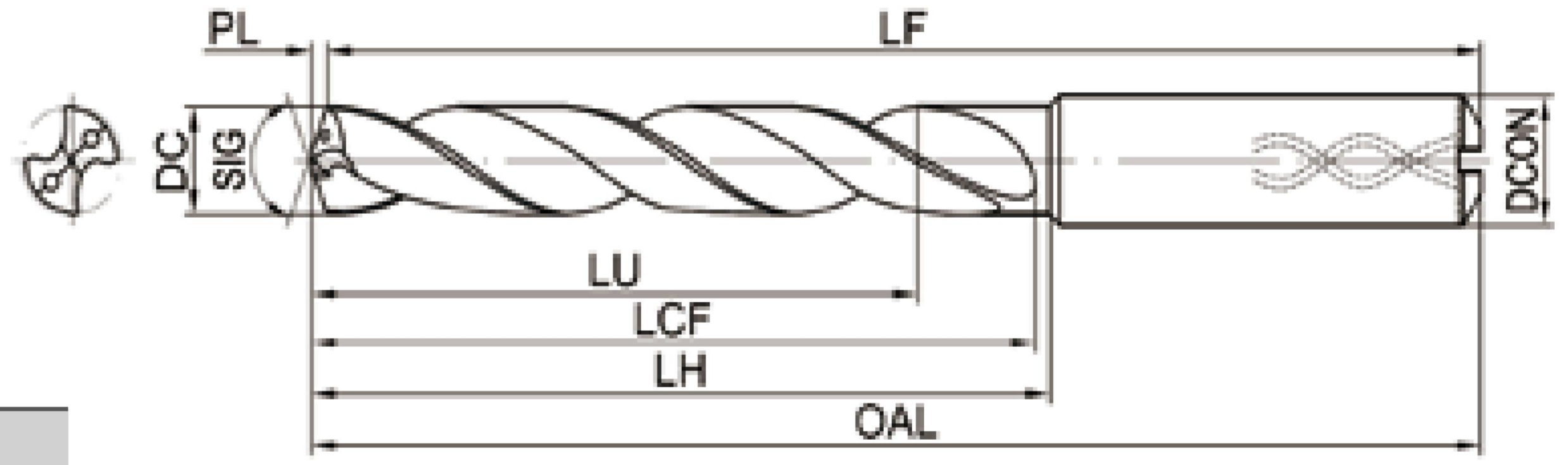

柄部直径公差 Shank diameter tolerance	h6
SIG	135°
加工材料 material group	不锈钢 ISO-M

ISO材料应用范围
ISO material group

M

订货号 Ordering code	尺寸 Dimension (mm)							长径比
	DC	LU	LCF	OAL	LF	PL	DCON	ULDR
LFRAM10-0660-08A-01DP	6.6	67.1	86	128	126.9	1.1	8	10
LFRAM12-0660-08A-01DP	6.6	80.3	116	158	156.9	1.1	8	12
LFRAM10-0670-08A-01DP	6.7	68.1	86	128	126.9	1.1	8	10
LFRAM12-0670-08A-01DP	6.7	81.5	116	158	156.9	1.1	8	12
LFRAM10-0680-08A-01DP	6.8	69.1	86	128	126.9	1.1	8	10
LFRAM12-0680-08A-01DP	6.8	82.7	116	158	156.9	1.1	8	12
LFRAM15-0680-08A-01DP	6.8	103.1	122	164	162.9	1.1	8	15
LFRAM20-0680-08A-01DP	6.8	137.1	156	198	196.9	1.1	8	20
LFRAM10-0690-08A-01DP	6.9	70.1	86	128	126.9	1.1	8	10
LFRAM12-0690-08A-01DP	6.9	83.9	116	158	156.9	1.1	8	12
LFRAM10-0700-08A-01DP	7	71.1	86	128	126.9	1.1	8	10
LFRAM12-0700-08A-01DP	7	85.1	116	158	156.9	1.1	8	12
LFRAM15-0700-08A-01DP	7	106.1	126	168	166.9	1.1	8	15
LFRAM20-0700-08A-01DP	7	141.1	161	203	201.9	1.1	8	20
LFRAM30-0700-08A-01DP	7	211.1	231	273	271.9	1.1	8	30
LFRAM40-0700-08A-01DP	7	281.1	301	343	341.9	1.1	8	40
LFRAM10-0740-08A-01DP	7.4	75.2	101	143	141.8	1.2	8	10
LFRAM12-0740-08A-01DP	7.4	90	116	158	156.8	1.2	8	12
LFRAM10-0750-08A-01DP	7.5	76.2	101	143	141.8	1.2	8	10
LFRAM12-0750-08A-01DP	7.5	91.2	116	158	156.8	1.2	8	12
LFRAM15-0750-08A-01DP	7.5	113.7	135	177	175.8	1.2	8	15
LFRAM20-0750-08A-01DP	7.5	151.2	173	215	213.8	1.2	8	20
LFRAM30-0750-08A-01DP	7.5	226.2	248	290	288.8	1.2	8	30
LFRAM40-0750-08A-01DP	7.5	301.2	323	365	363.8	1.2	8	40
LFRAM10-0760-08A-01DP	7.6	77.2	101	143	141.8	1.2	8	10
LFRAM12-0760-08A-01DP	7.6	92.4	116	158	156.8	1.2	8	12
LFRAM10-0770-08A-01DP	7.7	78.3	101	143	141.7	1.3	8	10
LFRAM12-0770-08A-01DP	7.7	93.7	116	158	156.7	1.3	8	12
LFRAM10-0780-08A-01DP	7.8	79.3	101	143	141.7	1.3	8	10
LFRAM12-0780-08A-01DP	7.8	94.9	116	158	156.7	1.3	8	12
LFRAM10-0800-08A-01DP	8	81.3	101	143	141.7	1.3	8	10
LFRAM12-0800-08A-01DP	8	97.3	116	158	156.7	1.3	8	12
LFRAM15-0800-08A-01DP	8	121.3	144	186	184.7	1.3	8	15
LFRAM20-0800-08A-01DP	8	161.3	184	226	224.7	1.3	8	20
LFRAM30-0800-08A-01DP	8	241.3	264	306	304.7	1.3	8	30
LFRAM40-0800-08A-01DP	8	321.3	344	386	384.7	1.3	8	40
LFRAM10-0810-10A-01DP	8.1	82.3	106	152	150.7	1.3	10	10
LFRAM12-0810-10A-01DP	8.1	98.5	146	192	190.7	1.3	10	12
LFRAM10-0820-10A-01DP	8.2	83.3	106	152	150.7	1.3	10	10
LFRAM12-0820-10A-01DP	8.2	99.7	146	192	190.7	1.3	10	12
LFRAM10-0840-10A-01DP	8.4	85.4	106	152	150.6	1.4	10	10

订货号 Ordering code	尺寸 Dimension (mm)							长径比
	DC	LU	LCF	OAL	LF	PL	DCON	ULDR
LFRAM12-0840-10A-01DP	8.4	102.2	146	192	190.6	1.4	10	12
LFRAM10-0850-10A-01DP	8.5	86.4	106	152	150.6	1.4	10	10
LFRAM12-0850-10A-01DP	8.5	103.4	146	192	190.6	1.4	10	12
LFRAM15-0850-10A-01DP	8.5	128.9	153	199	197.6	1.4	10	15
LFRAM20-0850-10A-01DP	8.5	171.4	196	242	240.6	1.4	10	20
LFRAM30-0850-10A-01DP	8.5	256.4	281	327	325.6	1.4	10	30
LFRAM10-0860-10A-01DP	8.6	87.4	106	152	150.6	1.4	10	10
LFRAM12-0860-10A-01DP	8.6	104.6	146	192	190.6	1.4	10	12
LFRAM10-0870-10A-01DP	8.7	88.4	106	152	150.6	1.4	10	10
LFRAM12-0870-10A-01DP	8.7	105.8	146	192	190.6	1.4	10	12
LFRAM10-0880-10A-01DP	8.8	89.4	106	152	150.6	1.4	10	10
LFRAM12-0880-10A-01DP	8.8	107	146	192	190.6	1.4	10	12
LFRAM10-0900-10A-01DP	9	91.5	128	174	172.5	1.5	10	10
LFRAM12-0900-10A-01DP	9	109.5	146	192	190.5	1.5	10	12
LFRAM15-0900-10A-01DP	9	136.5	162	208	206.5	1.5	10	15
LFRAM20-0900-10A-01DP	9	181.5	207	253	251.5	1.5	10	20
LFRAM30-0900-10A-01DP	9	271.5	297	343	341.5	1.5	10	30
LFRAM10-0930-10A-01DP	9.3	94.5	128	174	172.5	1.5	10	10
LFRAM12-0930-10A-01DP	9.3	113.1	146	192	190.5	1.5	10	12
LFRAM10-0950-10A-01DP	9.5	96.6	128	174	172.4	1.6	10	10
LFRAM12-0950-10A-01DP	9.5	115.6	146	192	190.4	1.6	10	12
LFRAM15-0950-10A-01DP	9.5	144.1	171	217	215.4	1.6	10	15
LFRAM20-0950-10A-01DP	9.5	191.6	219	265	263.4	1.6	10	20
LFRAM30-0950-10A-01DP	9.5	286.6	314	360	358.4	1.6	10	30
LFRAM10-0980-10A-01DP	9.8	99.6	128	174	172.4	1.6	10	10
LFRAM12-0980-10A-01DP	9.8	119.2	146	192	190.4	1.6	10	12
LFRAM10-1000-10A-01DP	10	101.6	128	174	172.4	1.6	10	10
LFRAM12-1000-10A-01DP	10	121.6	146	192	190.4	1.6	10	12
LFRAM15-1000-10A-01DP	10	151.6	180	226	224.4	1.6	10	15
LFRAM20-1000-10A-01DP	10	201.6	230	276	274.4	1.6	10	20
LFRAM30-1000-10A-01DP	10	301.6	330	376	374.4	1.6	10	30
LFRAM10-1020-12A-01DP	10.2	103.7	156	208	206.3	1.7	12	10
LFRAM12-1020-12A-01DP	10.2	124.1	176	228	226.3	1.7	12	12
LFRAM10-1030-12A-01DP	10.3	104.7	156	208	206.3	1.7	12	10
LFRAM12-1030-12A-01DP	10.3	125.3	176	228	226.3	1.7	12	12
LFRAM10-1040-12A-01DP	10.4	105.7	156	208	206.3	1.7	12	10
LFRAM12-1040-12A-01DP	10.4	126.5	176	228	226.3	1.7	12	12
LFRAM10-1050-12A-01DP	10.5	106.7	156	208	206.3	1.7	12	10
LFRAM12-1050-12A-01DP	10.5	127.7	176	228	226.3	1.7	12	12
LFRAM15-1050-12A-01DP	10.5	159.2	188	240	238.3	1.7	12	15
LFRAM20-1050-12A-01DP	10.5	211.7	241	293	291.3	1.7	12	20

注：① 本页产品按订单生产，询价请联系用朴销售代表
All proudcts on this page are made-to-order, please contact Yongpu sales representative for quotation and ordering

② 切削参数请参考本部分样本的末页
Cutting data, please go to page 49

VTDrill LFRAM

深孔钻头 Deep hole drills

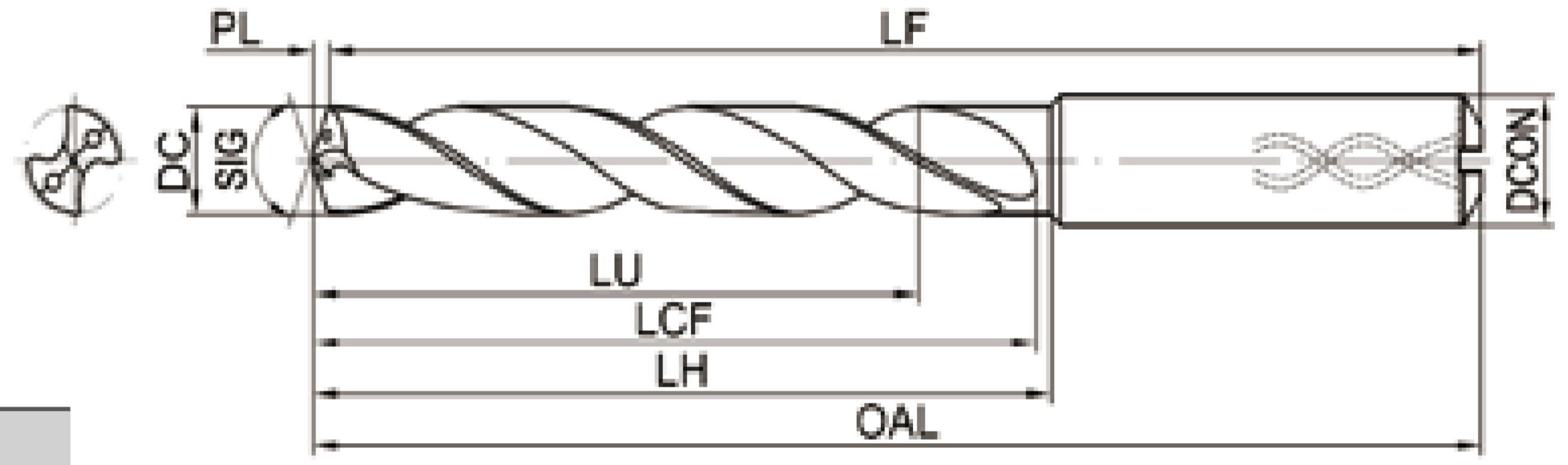

柄部直径公差 Shank diameter tolerance	h6
SIG	135°
加工材料 material group	不锈钢 ISO-M

ISO材料应用范围
ISO material group

M

订货号 Ordering code	尺寸 Dimension (mm)							长径比
	DC	LU	LCF	OAL	LF	PL	DCON	ULDR
LFRAM10-1100-12A-01DP	11	111.8	156	208	206.2	1.8	12	10
LFRAM12-1100-12A-01DP	11	133.8	176	228	226.2	1.8	12	12
LFRAM15-1100-12A-01DP	11	166.8	197	249	247.2	1.8	12	15
LFRAM20-1100-12A-01DP	11	221.8	252	304	302.2	1.8	12	20
LFRAM10-1120-12A-01DP	11.2	113.8	156	208	206.2	1.8	12	10
LFRAM12-1120-12A-01DP	11.2	136.2	176	228	226.2	1.8	12	12
LFRAM10-1150-12A-01DP	11.5	116.9	156	208	206.1	1.9	12	10
LFRAM12-1150-12A-01DP	11.5	139.9	176	228	226.1	1.9	12	12
LFRAM15-1150-12A-01DP	11.5	174.4	206	258	256.1	1.9	12	15
LFRAM20-1150-12A-01DP	11.5	231.9	264	316	314.1	1.9	12	20
LFRAM10-1180-12A-01DP	11.8	119.9	156	208	206.1	1.9	12	10
LFRAM12-1180-12A-01DP	11.8	143.5	176	228	226.1	1.9	12	12
LFRAM10-1200-12A-01DP	12	122	156	208	206	2	12	10
LFRAM12-1200-12A-01DP	12	146	176	228	226	2	12	12
LFRAM15-1200-12A-01DP	12	182	215	267	265	2	12	15
LFRAM20-1200-12A-01DP	12	242	275	327	325	2	12	20
LFRAM10-1230-14A-01DP	12.3	125.1	182	234	232	2	14	10
LFRAM12-1230-14A-01DP	12.3	149.7	206	258	256	2	14	12
LFRAM10-1250-14A-01DP	12.5	127	182	234	232	2	14	10
LFRAM12-1250-14A-01DP	12.5	152	206	258	256	2	14	12
LFRAM10-1270-14A-01DP	12.7	129.1	182	234	231.9	2.1	14	10
LFRAM12-1270-14A-01DP	12.7	154.5	206	258	255.9	2.1	14	12
LFRAM10-1300-14A-01DP	13	132.1	182	234	231.9	2.1	14	10
LFRAM12-1300-14A-01DP	13	158.1	206	258	255.9	2.1	14	12
LFRAM10-1310-14A-01DP	13.1	133.1	182	234	231.9	2.1	14	10
LFRAM12-1310-14A-01DP	13.1	159.3	206	258	255.9	2.1	14	12
LFRAM10-1350-14A-01DP	13.5	137.2	182	234	231.8	2.2	14	10
LFRAM12-1350-14A-01DP	13.5	164.2	206	258	255.8	2.2	14	12
LFRAM10-1400-14A-01DP	14	142.3	182	234	231.7	2.3	14	10
LFRAM12-1400-14A-01DP	14	170.3	206	258	255.7	2.3	14	12
LFRAM10-1450-16A-01DP	14.5	147.4	207	262	259.6	2.4	16	10
LFRAM12-1450-16A-01DP	14.5	176.4	236	291	288.6	2.4	16	12
LFRAM10-1500-16A-01DP	15	152.5	207	262	259.5	2.5	16	10
LFRAM12-1500-16A-01DP	15	182.5	236	291	288.5	2.5	16	12
LFRAM10-1550-16A-01DP	15.5	157.5	207	262	259.5	2.5	16	10
LFRAM12-1550-16A-01DP	15.5	188.5	236	291	288.5	2.5	16	12
LFRAM10-1600-16A-01DP	16	162.6	207	262	259.4	2.6	16	10
LFRAM12-1600-16A-01DP	16	194.6	236	291	288.4	2.6	16	12

订货号 Ordering code	尺寸 Dimension (mm)							长径比
	DC	LU	LCF	OAL	LF	PL	DCON	ULDR

注：① 本页产品按订单生产，询价请联系用朴销售代表
All proudcts on this page are made-to-order, please contact Yongpu sales representative for quotation and ordering

② 切削参数请参考本部分样本的末页
Cutting data, please go to page 49

VTDrill LFRAP

深孔钻头 Deep hole drills

带内冷设计 internal coolant

ISO	MC材料编号 MC No.	工件材料 Component material	布氏硬度 Hardness Brinell	线速度 VC(m/min) Cutting speed		
				最小 Min.	起始 Start	最大 Max.
P	非合金钢 Unalloyed steel					
	P1.1.Z.AN	C = 0.05−0.1%	125	60	90	120
	P1.1.Z.AN	C = 0.1-0.25%	125	60	90	120
	P1.2.Z.AN	C = 0.25-0.55%	150	60	90	120
	P1.3.Z.AN	C = 0.55-0.80%	170	60	90	120
	高碳钢 High carbon steel					
	P1.3.Z.AN	碳素工具钢 Carbon tool steel	210	60	80	100
	低合金钢 Low alloy steel					
	P2.1.Z.AN	非淬硬 Non-hardened	175	60	80	120
	P2.5.Z.HT	调质处理 Hardeded and tempered	275	50	80	100
	P2.5.Z.HT	调质处理 Hardeded and tempered	350	40	50	70
	高合金钢 High alloy steel					
	P3.0.Z.AN	退火 Annealed	200	40	80	90
	P3.0.Z.HT	淬硬工具钢 Hardened tool steel	300	40	50	70
	铸钢 Steel castings					
	P1.5.C.UT	非合金 Unalloyed	150	80	110	140
	P2.6.C.UT	低合金（合金元素≤5%） Low-alloy (alloying elements ≤5%)	200	80	110	120

钻头直径 Drill diameter (mm)	每转进给 Feed Fn(mm/r) *		
	最小 Min.	起始 Start	最大 Max.
3	0.06	0.1	0.13
4	0.06	0.1	0.13
6	0.11	0.18	0.24
8	0.16	0.21	0.25
10	0.19	0.23	0.27
12	0.2	0.25	0.3
16	0.2	0.25	0.3
20	0.2	0.25	0.3

① 切削参数推荐值仅在使用内冷时有效
Cutting data is suitable for internal coolant
② 推荐的内冷切削液压力最小20bar
Coolant pressure recommendation min. 20bar
③ 硬度较高的材料，需要按比例降低转速和进给
In case component material hardness increase, please decrease cutting speed proportionally

---

VTDrill LFRAM

深孔钻头 Deep hole drills

带内冷设计 internal coolant

ISO	MC材料编号 MC No.	工件材料 Component material	布氏硬度 Hardness Brinell	线速度 VC(m/min) Cutting speed		
				最小 Min.	起始 Start	最大 Max.
M	奥氏体不锈钢 Austenitic stainless steel					
	M1.0.C.UT	铸造+未处理 Cast+untreated	165	30	40	60
	M1.0.Z.AQ	退火/淬火 Annealed/quenched	200	30	40	60
	M1.0.Z.PH	沉淀硬化 PH-hardened	350	30	40	60
	M1.1.Z.AQ	改善了可加工性 Machinability improved	165	30	40	60
	M1.2.Z.AQ	易切削 Free cutting	200	30	40	60
	M1.3.C.AQ	钛稳定化+铸造 Ti-stabilized+cast	200	30	40	60
	M1.3.Z.AQ	钛稳定化 Ti-stabilized	200	30	40	60
	M1.4.Z.AQ	高强度 High strength	250	30	40	60
	优质奥氏体(Ni>20%)不锈钢 Super austenitic (Ni>20%) stainless steel					
	M2.0.C.AQ	铸造+退火/淬火 Cast+annealed/quenched	165	20	30	40
	M2.0.Z.AQ	退火/淬火 Annealed/quenched	200	20	30	40
	双相(奥氏体/铁素体)不锈钢 Duplex (austenitic/ferritic) stainless steel					
	M3.1.Z.AQ >60%	铁素体（N<0.10%） >60% ferrite (N<0.10%)	250	30	40	60
	M3.2.Z.AQ <60%	铁素体（N≥0.10%） <60% ferrite (N≥0.10%)	250	30	40	60

钻头直径 Drill diameter (mm)	每转进给 Feed Fn(mm/r) *		
	最小 Min.	起始 Start	最大 Max.
3	0.05	0.1	0.15
4	0.05	0.1	0.15
6	0.06	0.11	0.16
8	0.06	0.11	0.16
10	0.07	0.12	0.17
12	0.08	0.13	0.18
16	0.09	0.14	0.19
20	0.1	0.15	0.2

① 切削参数推荐值仅在使用内冷时有效
Cutting data is suitable for internal coolant
② 推荐的内冷切削液压力最小20bar
Coolant pressure recommendation min. 20bar
③ 硬度较高的不锈钢例如沉淀硬化不锈钢，需要按比例降低转速和进给
In case component material hardness increase such as PH stainless steel, please decrease cutting speed proportionally

VTDrill LFRAP

深孔钻头 Deep hole drills

带内冷设计 internal coolant

ISO	MC材料编号 MC No.	工件材料 Component material	布氏硬度 Hardness Brinell	线速度 VC(m/min) Cutting speed		
				最小 Min.	起始 Start	最大 Max.
K		可锻铸铁 Malleable iron				
	K1.1.C.NS	铁素体 珠光体 Ferritic Pearlitic	200	60	80	120
		灰铸铁 (GCI)				
	K2.1.C.UT	低抗拉强度 Low tensile strength	180	60	80	120
	K2.2.C.UT	高抗拉强度 High tensile strength	245	60	80	120
	K2.3.C.UT	高抗拉强度 High tensile strength	175	60	80	120
		球墨铸铁 (NDI)				
	K3.1.C.UT	铁素体 珠光体 Ferritic Pearlitic	155	60	70	80
	K3.2.C.UT	珠光体 Perlitic	215	60	70	80
	K3.3.C.UT	珠光体 Perlitic	265	60	70	80
	K3.5.C.UT	珠光体 Perlitic	190	60	70	80
	K5.1.C.UT	ADI-等温淬火球墨铸铁	300	60	70	80

钻头直径 Drill diameter (mm)	每转进给 Feed Fn(mm/r) *		
	最小 Min.	起始 Start	最大 Max.
3	0.06	0.09	0.12
4	0.07	0.1	0.13
6	0.08	0.12	0.16
8	0.16	0.2	0.24
10	0.16	0.2	0.28
12	0.16	0.2	0.28
16	0.2	0.25	0.3
20	0.2	0.25	0.3

① 切削参数推荐值仅在使用内冷时有效
Cutting data is suitable for internal coolant
② 推荐的内冷切削液压力最小20bar
Coolant pressure recommendation min. 20bar
③ 硬度较高的材料，需要按比例降低转速和进给
In case component material hardness increase, please decrease cutting speed proportionally

---

VTDrill LFRAM

深孔钻头 Deep hole drills

带内冷设计 internal coolant

ISO	MC材料编号 MC No.	工件材料 Component material	布氏硬度 Hardness Brinell	线速度 VC(m/min) Cutting speed		
				最小 Min.	起始 Start	最大 Max.
N		铝 Aluminium				
	N1.2.Z.UT	工业纯铝 Commercial pure	60	80	120	150
	N1.2.Z.AG	含硅铝合金（硅含量≤1%） AlSi alloys, Si ≤ 1%	100	80	120	150
	N1.3.C.UT	铸铝，非时效 Cast, non-aging	75	80	120	150
	N1.3.C.UT	铸铝加时效处理 Cast or cast and aged	90	80	120	150
	N1.4.C.NS	含硅铸铝（硅含量≥13%） AlSi cast alloys, Si ≥ 13%	130	60	100	120
		铜基合金 Copper based alloys				
	N3.3.U.UT	易切铜合金（Pb>1%) Free cutting alloys	110	70	90	110
	N3.1.U.UT	非铅铜合金（包括电解铜）Non-leaded copper alloys (incl. electrolytic copper)	100	70	80	100

钻头直径 Drill diameter (mm)	每转进给 Feed Fn(mm/r) *		
	最小 Min.	起始 Start	最大 Max.
3	0.08	0.15	0.2
4	0.1	0.15	0.2
6	0.16	0.28	0.35
8	0.16	0.28	0.35
10	0.2	0.25	0.35
12	0.2	0.25	0.35
16	0.2	0.28	0.35
20	0.2	0.3	0.35

① 切削参数推荐值仅在使用内冷时有效
Cutting data is suitable for internal coolant
② 推荐的内冷切削液压力最小20bar
Coolant pressure recommendation min. 20bar
③ 硬度较高的材料，需要按比例降低转速和进给
In case component material hardness increase, please decrease cutting speed proportionally

通用
Versatile solution

定制
Customized solution

ISO材料组应用范围 ISO material groups

K

SFK产品介绍

SFK PRODUCT INTRODUCTION

铸铁通用钻头 Versatile solid carbide drills for ISO-K material

概述及应用领域
Overview & application areas

- 铸铁材料通用加工
- 包括灰口铸铁、球墨铸铁、蠕墨铸铁以及ADI铸铁
- 可获孔径公差：IT8–9
- 产品直径范围：D3–D20mm
- 钻孔深度可达8倍径

- General machining for ISO-K material
- Including GCI, NCI, CGI and ADI
- Hole tolerance H8–H9
- Diameter range: 3.0–20.0 mm
- Drill length above 8xDC

特性与益处
Features and benefits

- 覆盖稳定工况和不稳定工况
  Cover both stable and unstable cutting conditions
- 内冷设计
  Provide internal coolant solutions
- 弯刃口提供优异断屑性能
  Curve cutting edge generates good chips deformation
- 圆锥形后刀面提高刃口强度
  Conical flank surface generates cutting edge high toughness
- 宽阔的容屑槽设计提高排屑能力
  Good chips evacuation thanks to chips flute optimization design
- 刀尖倒角降低崩刃风险
  Chamfer design on peripheral corner which reduce risk of breakage

编号规则

ORDERING CODE

S F K 2 03 N — 0900 — 10A — 01KX

S	F	K	2	03	N	0900	10A		01KX	
S	F	K	2	03	N/W	0900	10	A	01	KX
产品系列 product family	刃型 cutting edge type	铸铁材料 K- material group	2刃 2 cutting edge	3倍径 3xDC	内冷/外冷 internal coolant / external coolant	钻头直径 0900–DC9mm drill diameter 0900–DC9mm	柄径 shank diameter	HA圆柱柄 HA cylindrical shank	基体AK40 substrate AK40	涂层 coating

VTDrill SFK

铸铁通用钻头 Versatile solid carbide drills for ISO-K

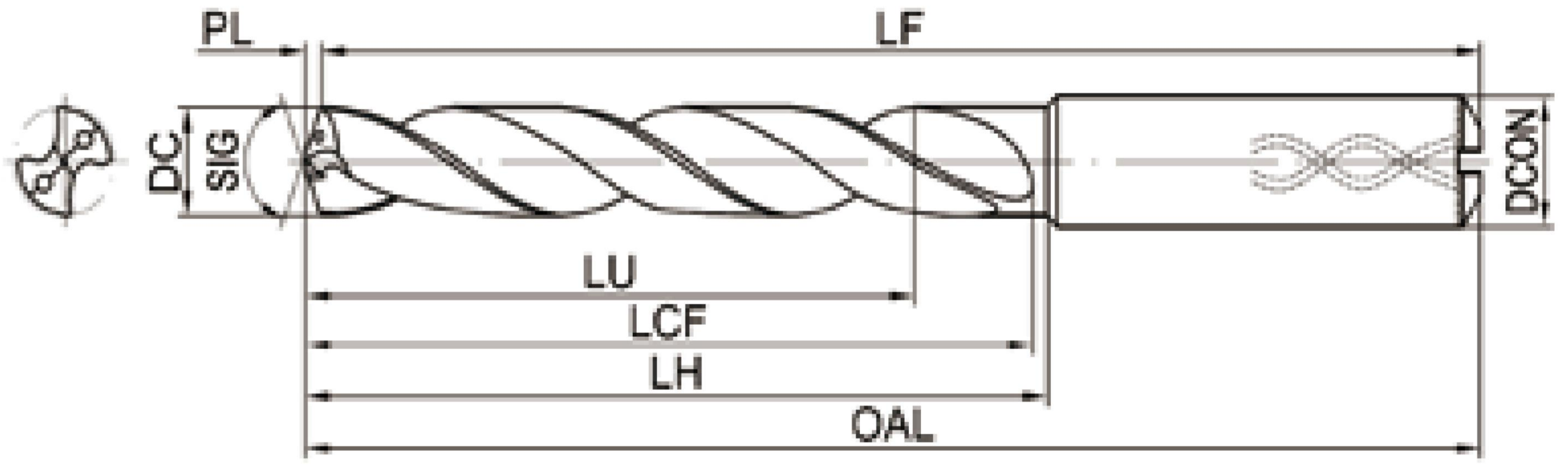

柄部直径公差 Shank diameter tolerance	h6
SIG	140°
最大修磨次数 Max. reconditioning times	5

内冷钻头 internal coolant design

订货号 Ordering code	尺寸 Dimension (mm)							长径比
	DC	LU	LCF	OAL	LF	PL	DCON	ULDR
SFK203N-0300-04A-01KX	3	9.5	20	62	61.5	0.5	4	3
SFK205N-0300-04A-01KX	3	15.5	26	66	65.5	0.5	4	5
SFK208N-0300-04A-01KX	3	24.5	40	78	77.5	0.5	4	8
SFK203N-0310-04A-01KX	3.1	9.8	20	62	61.5	0.5	4	3
SFK205N-0310-04A-01KX	3.1	16	26	66	65.5	0.5	4	5
SFK208N-0310-04A-01KX	3.1	25.3	40	78	77.5	0.5	4	8
SFK203N-0320-04A-01KX	3.2	10.1	20	62	61.5	0.5	4	3
SFK205N-0320-04A-01KX	3.2	16.5	26	66	65.5	0.5	4	5
SFK208N-0320-04A-01KX	3.2	26.1	40	78	77.5	0.5	4	8
SFK203N-0330-04A-01KX	3.3	10.5	20	62	61.4	0.6	4	3
SFK205N-0330-04A-01KX	3.3	17.1	26	66	65.4	0.6	4	5
SFK208N-0330-04A-01KX	3.3	27	40	78	77.5	0.6	4	8
SFK203N-0340-04A-01KX	3.4	10.8	20	62	61.4	0.6	4	3
SFK205N-0340-04A-01KX	3.4	17.6	26	66	65.4	0.6	4	5
SFK208N-0340-04A-01KX	3.4	27.5	40	78	77.4	0.6	4	8
SFK203N-0350-04A-01KX	3.5	11.1	20	62	61.4	0.6	4	3
SFK205N-0350-04A-01KX	3.5	18.1	26	66	65.4	0.6	4	5
SFK208N-0350-04A-01KX	3.5	27.3	40	78	77.4	0.6	4	8
SFK203N-0360-04A-01KX	3.6	11.4	20	62	61.4	0.6	4	3
SFK205N-0360-04A-01KX	3.6	18.5	26	66	65.4	0.6	4	5
SFK208N-0360-04A-01KX	3.6	27.3	40	78	77.4	0.6	4	8
SFK203N-0370-04A-01KX	3.7	11.7	20	62	61.4	0.6	4	3
SFK205N-0370-04A-01KX	3.7	19.1	26	66	65.4	0.6	4	5
SFK208N-0370-04A-01KX	3.7	27.9	40	78	77.4	0.6	4	8
SFK203N-0380-04A-01KX	3.8	12.1	24	66	65.4	0.6	4	3
SFK205N-0380-04A-01KX	3.8	20.2	34	74	73.4	0.6	4	5
SFK208N-0380-04A-01KX	3.8	31.1	49	87	86.4	0.6	4	8
SFK203N-0390-04A-01KX	3.9	12.5	24	66	65.4	0.6	4	3
SFK205N-0390-04A-01KX	3.9	20.2	34	74	73.4	0.6	4	5
SFK208N-0390-04A-01KX	3.9	31.9	49	87	86.4	0.6	4	8
SFK203N-0400-04A-01KX	4	12.7	24	66	65.3	0.7	4	3
SFK205N-0400-04A-01KX	4	20.7	34	74	73.3	0.7	4	5
SFK208N-0400-04A-01KX	4	32.7	49	87	86.3	0.7	4	8
SFK203N-0410-06A-01KX	4.1	13	24	66	65.3	0.7	6	3
SFK205N-0410-06A-01KX	4.1	21.2	34	74	73.3	0.7	6	5
SFK208N-0410-06A-01KX	4.1	33.5	49	87	86.3	0.7	6	8
SFK203N-0420-06A-01KX	4.2	13.3	24	66	65.3	0.7	6	3
SFK205N-0420-06A-01KX	4.2	21.7	34	74	73.3	0.7	6	5
SFK208N-0420-06A-01KX	4.2	34.3	49	87	86.3	0.7	6	8
SFK203N-0430-06A-01KX	4.3	13.7	24	66	65.2	0.7	6	3
SFK205N-0430-06A-01KX	4.3	22.3	34	74	73.2	0.7	6	5

订货号 Ordering code	尺寸 Dimension (mm)							长径比
	DC	LU	LCF	OAL	LF	PL	DCON	ULDR
SFK208N-0430-06A-01KX	4.3	35.2	49	87	86.3	0.7	6	8
SFK203N-0440-06A-01KX	4.4	14.1	24	66	65.3	0.7	6	3
SFK205N-0440-06A-01KX	4.4	22.8	34	74	73.3	0.7	6	5
SFK208N-0440-06A-01KX	4.4	36	49	87	86.3	0.7	6	8
SFK203N-0450-06A-01KX	4.5	14.3	24	66	65.3	0.7	6	3
SFK205N-0450-06A-01KX	4.5	23.3	34	74	73.3	0.7	6	5
SFK208N-0450-06A-01KX	4.5	36.8	49	87	86.3	0.7	6	8
SFK203N-0460-06A-01KX	4.6	14.6	24	66	65.2	0.8	6	3
SFK205N-0460-06A-01KX	4.6	23.8	34	74	73.2	0.8	6	5
SFK208N-0460-06A-01KX	4.6	39.2	56	94	93.2	0.8	6	8
SFK208N-0470-06A-01KX	4.7	39.2	56	94	93.2	0.8	6	8
SFK203N-0480-06A-01KX	4.8	15.2	28	66	65.2	0.8	6	3
SFK205N-0480-06A-01KX	4.8	24.8	44	82	81.2	0.8	6	5
SFK208N-0480-06A-01KX	4.8	39.2	56	94	93.2	0.8	6	8
SFK203N-0490-06A-01KX	4.9	15.5	28	66	65.2	0.8	6	3
SFK205N-0490-06A-01KX	4.9	25.3	44	82	81.2	0.8	6	5
SFK208N-0490-06A-01KX	4.9	40	56	94	93.2	0.8	6	8
SFK203N-0500-06A-01KX	5	15.8	28	66	65.2	0.8	6	3
SFK205N-0500-06A-01KX	5	25.8	44	82	81.2	0.8	6	5
SFK208N-0500-06A-01KX	5	40.8	56	94	93.2	0.8	6	8
SFK203N-0510-06A-01KX	5.1	16.1	28	66	65.2	0.8	6	3
SFK205N-0510-06A-01KX	5.1	26.3	44	82	81.2	0.8	6	5
SFK208N-0510-06A-01KX	5.1	41.6	56	94	93.2	0.8	6	8
SFK203N-0520-06A-01KX	5.2	16.4	28	66	65.1	0.9	6	3
SFK205N-0520-06A-01KX	5.2	26.8	44	82	81.1	0.9	6	5
SFK208N-0520-06A-01KX	5.2	42.4	56	94	93.1	0.9	6	8
SFK203N-0530-06A-01KX	5.3	16.7	28	66	65.1	0.9	6	3
SFK205N-0530-06A-01KX	5.3	27.3	44	82	81.1	0.9	6	5
SFK203N-0540-06A-01KX	5.4	17	28	66	65.1	0.9	6	3
SFK205N-0540-06A-01KX	5.4	27.8	44	82	81.1	0.9	6	5
SFK208N-0540-06A-01KX	5.4	44	56	94	93.1	0.9	6	8
SFK203N-0550-06A-01KX	5.5	17.4	28	66	65.1	0.9	6	3
SFK205N-0550-06A-01KX	5.5	28.4	44	82	81.1	0.9	6	5
SFK208N-0550-06A-01KX	5.5	44.9	56	94	93.1	0.9	6	8
SFK203N-0560-06A-01KX	5.6	17.7	28	66	65.1	0.9	6	3
SFK205N-0560-06A-01KX	5.6	28.9	44	82	81.1	0.9	6	5
SFK208N-0560-06A-01KX	5.6	45.7	56	94	93.1	0.9	6	8
SFK205N-0570-06A-01KX	5.7	29.4	44	82	81	1	6	5
SFK208N-0570-06A-01KX	5.7	46.5	56	94	93	1	6	8
SFK203N-0580-06A-01KX	5.8	17.6	28	66	65	1	6	3
SFK205N-0580-06A-01KX	5.8	29.9	44	82	81	1	6	5

注：① 本页产品按订单生产, 询价请联系用朴销售代表
All proudcts on this page are made-to-order, please contact Yongpu sales representative for quotation and ordering

② 切削参数请参考本部分样本的末页
Cutting data, please go to page 59

VTDrill SFK

铸铁通用钻头 Versatile solid carbide drills for ISO-K

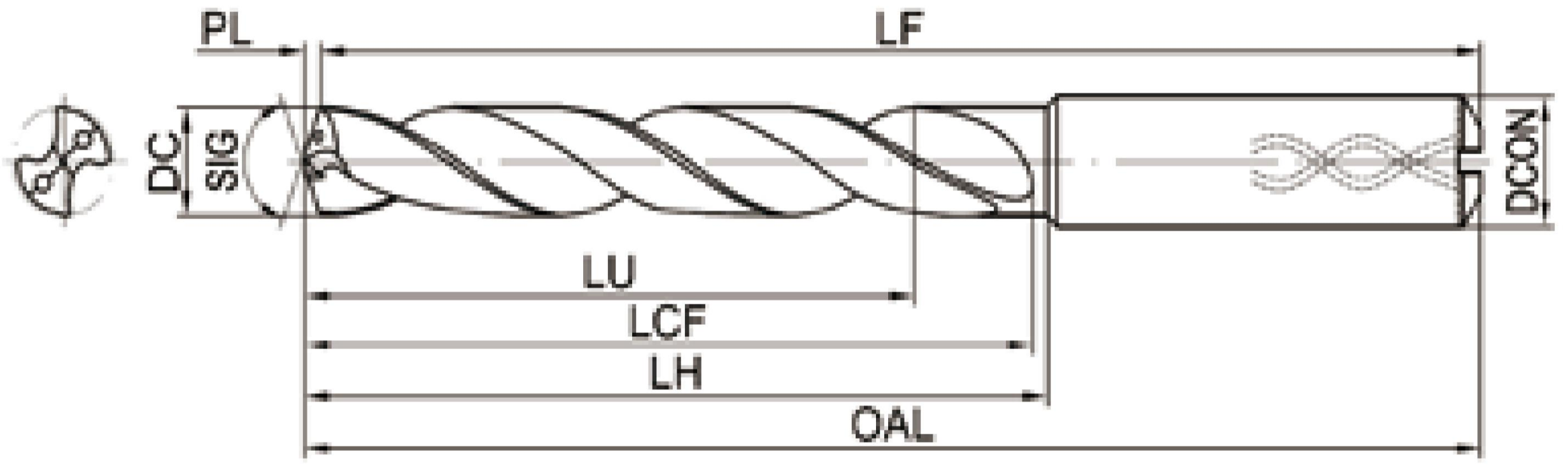

柄部直径公差 Shank diameter tolerance	h6
SIG	140°
最大修磨次数 Max. reconditioning times	5

内冷钻头 internal coolant design

订货号 Ordering code	尺寸 Dimension (mm)							长径比
	DC	LU	LCF	OAL	LF	PL	DCON	ULDR
SFK208N-0580-06A-01KX	5.8	47.3	56	94	93	1	6	8
SFK203N-0590-06A-01KX	5.9	18.2	28	66	65	1	6	3
SFK205N-0590-06A-01KX	5.9	30.4	44	82	81	1	6	5
SFK208N-0590-06A-01KX	5.9	47.4	56	94	93	1	6	8
SFK203N-0600-06A-01KX	6	18.9	28	66	65	1	6	3
SFK205N-0600-06A-01KX	6	30.9	44	82	81	1	6	5
SFK208N-0600-06A-01KX	6	48.9	56	94	93	1	6	8
SFK203N-0610-08A-01KX	6.1	19.6	34	79	77.9	1	8	3
SFK205N-0610-08A-01KX	6.1	32	53	91	89.9	1	8	5
SFK208N-0610-08A-01KX	6.1	50.6	67	106	104.9	1	8	8
SFK203N-0620-08A-01KX	6.2	19.6	34	79	77.9	1.1	8	3
SFK205N-0620-08A-01KX	6.2	32	53	91	89.9	1.1	8	5
SFK208N-0620-08A-01KX	6.2	50.6	67	106	104.9	1.1	8	8
SFK203N-0630-08A-01KX	6.3	19.9	34	79	77.9	1.1	8	3
SFK205N-0630-08A-01KX	6.3	32.5	53	91	89.9	1.1	8	5
SFK208N-0630-08A-01KX	6.3	51.4	67	106	104.9	1.1	8	8
SFK203N-0640-08A-01KX	6.4	20.2	34	79	77.9	1.1	8	3
SFK205N-0640-08A-01KX	6.4	33	53	91	89.9	1.1	8	5
SFK208N-0640-08A-01KX	6.4	52.2	67	106	104.9	1.1	8	8
SFK203N-0650-08A-01KX	6.5	20.6	34	79	77.9	1.1	8	3
SFK205N-0650-08A-01KX	6.5	33.6	53	91	89.9	1.1	8	5
SFK208N-0650-08A-01KX	6.5	53.1	67	106	104.9	1.1	8	8
SFK203N-0660-08A-01KX	6.6	20.9	34	79	77.9	1.1	8	3
SFK205N-0660-08A-01KX	6.6	34.1	53	91	89.9	1.1	8	5
SFK208N-0660-08A-01KX	6.6	53.9	67	106	104.9	1.1	8	8
SFK203N-0670-08A-01KX	6.7	21.2	34	79	77.9	1.1	8	3
SFK205N-0670-08A-01KX	6.7	34.6	53	91	89.9	1.1	8	5
SFK208N-0670-08A-01KX	6.7	54.7	67	106	104.9	1.1	8	8
SFK203N-0680-08A-01KX	6.8	21.5	34	79	77.9	1.1	8	3
SFK205N-0680-08A-01KX	6.8	35.1	53	91	89.9	1.1	8	5
SFK208N-0680-08A-01KX	6.8	55.5	67	106	104.9	1.1	8	8
SFK203N-0690-08A-01KX	6.9	21.8	34	79	77.8	1.2	8	3
SFK205N-0690-08A-01KX	6.9	35.6	53	91	89.8	1.2	8	5
SFK208N-0690-08A-01KX	6.9	56.3	67	106	104.8	1.2	8	8
SFK203N-0700-08A-01KX	7	22.1	34	79	77.8	1.2	8	3
SFK205N-0700-08A-01KX	7	36.1	53	91	89.8	1.2	8	5
SFK208N-0700-08A-01KX	7	57.1	67	106	104.8	1.2	8	8
SFK203N-0710-08A-01KX	7.1	22.4	41	79	77.8	1.2	8	3
SFK205N-0710-08A-01KX	7.1	36.6	53	91	89.8	1.2	8	5
SFK203N-0720-08A-01KX	7.2	22.8	41	79	77.8	1.2	8	3
SFK205N-0720-08A-01KX	7.2	37.2	53	91	89.8	1.2	8	5

订货号 Ordering code	尺寸 Dimension (mm)							长径比
	DC	LU	LCF	OAL	LF	PL	DCON	ULDR
SFK205N-0730-08A-01KX	7.3	37.7	53	91	89.8	1.2	8	5
SFK208N-0730-08A-01KX	7.3	59.6	72	110	108.8	1.2	8	8
SFK203N-0740-08A-01KX	7.4	23.4	41	79	77.7	1.3	8	3
SFK205N-0740-08A-01KX	7.4	38.2	53	91	89.7	1.3	8	5
SFK208N-0740-08A-01KX	7.4	60.4	72	110	108.7	1.3	8	8
SFK203N-0750-08A-01KX	7.5	23.7	41	79	77.7	1.3	8	3
SFK205N-0750-08A-01KX	7.5	38.7	53	91	89.7	1.3	8	5
SFK208N-0750-08A-01KX	7.5	61.2	72	110	108.7	1.3	8	8
SFK203N-0760-08A-01KX	7.6	24	41	79	77.7	1.3	8	3
SFK208N-0760-08A-01KX	7.6	62	72	110	108.7	1.3	8	8
SFK203N-0770-08A-01KX	7.7	24.3	41	79	77.7	1.3	8	3
SFK205N-0770-08A-01KX	7.7	39.7	53	91	89.7	1.3	8	5
SFK208N-0770-08A-01KX	7.7	62.8	72	110	108.7	1.3	8	8
SFK203N-0780-08A-01KX	7.8	24.7	41	79	77.7	1.3	8	3
SFK205N-0780-08A-01KX	7.8	40.3	53	91	89.7	1.3	8	5
SFK208N-0780-08A-01KX	7.8	63.7	72	110	108.7	1.3	8	8
SFK203N-0790-08A-01KX	7.9	25	41	79	77.7	1.3	8	3
SFK205N-0790-08A-01KX	7.9	40.8	53	91	89.7	1.3	8	5
SFK203N-0800-08A-01KX	8	25.3	41	79	77.6	1.4	8	3
SFK205N-0800-08A-01KX	8	41.3	53	91	89.6	1.4	8	5
SFK207N-0800-08A-01KX	8	56	72	110	108.6	1.4	8	7
SFK203N-0810-10A-01KX	8.1	25.6	41	79	77.6	1.4	10	3
SFK205N-0810-10A-01KX	8.1	41.8	53	91	89.6	1.4	10	5
SFK208N-0810-10A-01KX	8.1	66.1	80	122	120.6	1.4	10	8
SFK203N-0820-10A-01KX	8.2	25.9	47	89	87.6	1.4	10	3
SFK205N-0820-10A-01KX	8.2	42.3	61	103	101.6	1.4	10	5
SFK208N-0820-10A-01KX	8.2	66.9	80	122	120.6	1.4	10	8
SFK203N-0830-10A-01KX	8.3	26.3	47	89	87.6	1.4	10	3
SFK205N-0830-10A-01KX	8.3	42.9	61	103	101.6	1.4	10	5
SFK208N-0830-10A-01KX	8.3	67.8	80	122	120.6	1.4	10	8
SFK203N-0840-10A-01KX	8.4	26.6	47	89	87.6	1.4	10	3
SFK205N-0840-10A-01KX	8.4	43.4	61	103	101.6	1.4	10	5
SFK208N-0840-10A-01KX	8.4	68.6	80	122	120.6	1.4	10	8
SFK203N-0850-10A-01KX	8.5	26.9	47	89	87.6	1.4	10	3
SFK205N-0850-10A-01KX	8.5	43.9	61	103	101.6	1.4	10	5
SFK208N-0850-10A-01KX	8.5	69.4	80	122	120.6	1.4	10	8
SFK203N-0860-10A-01KX	8.6	27.2	47	89	87.5	1.5	10	3
SFK205N-0860-10A-01KX	8.6	44.4	61	103	101.5	1.5	10	5
SFK208N-0860-10A-01KX	8.6	70.2	80	122	120.5	1.5	10	8
SFK203N-0870-10A-01KX	8.7	27.5	47	89	87.5	1.5	10	3
SFK205N-0870-10A-01KX	8.7	44.9	61	103	101.5	1.5	10	5

注：① 本页产品按订单生产, 询价请联系用朴销售代表
All proudcts on this page are made-to-order, please contact Yongpu sales representative for quotation and ordering

② 切削参数请参考本部分样本的末页
Cutting data, please go to page 59

VTDrill SFK

铸铁通用钻头 Versatile solid carbide drills for ISO-K

GZVictor

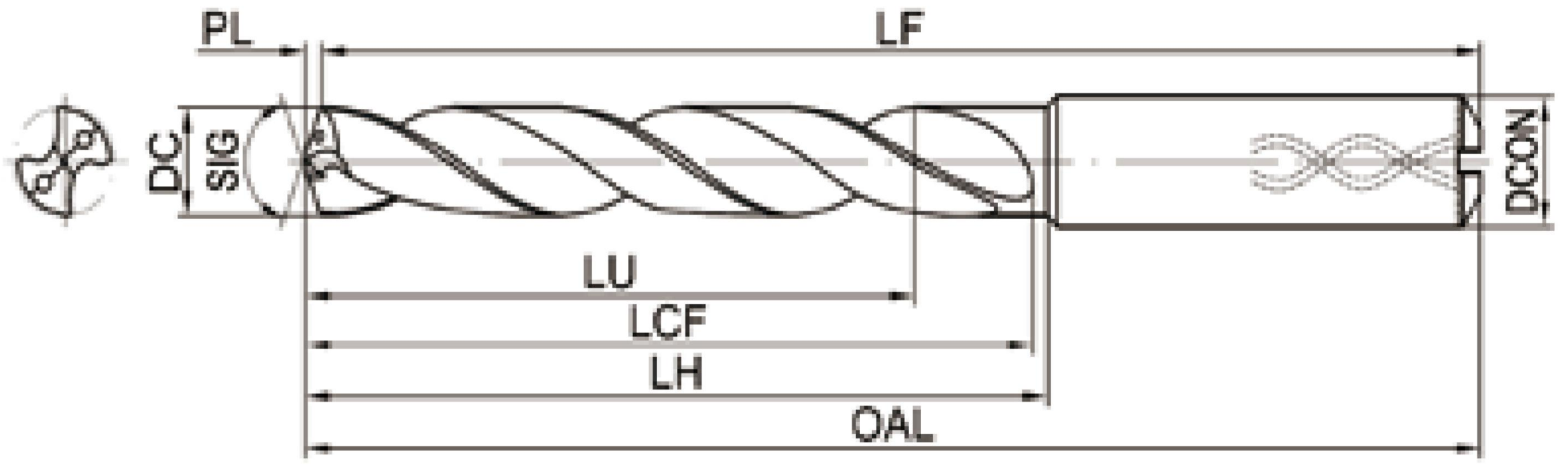

柄部直径公差 Shank diameter tolerance	h6
SIG	140°
最大修磨次数 Max. reconditioning times	5

内冷钻头 internal coolant design

订货号 Ordering code	尺寸 Dimension (mm)							长径比
	DC	LU	LCF	OAL	LF	PL	DCON	ULDR
SFK208N-0870-10A-01KX	8.7	71	80	122	120.5	1.5	10	8
SFK203N-0880-10A-01KX	8.8	27.8	47	89	87.5	1.5	10	3
SFK205N-0880-10A-01KX	8.8	45.4	61	103	101.5	1.5	10	5
SFK208N-0880-10A-01KX	8.8	71.8	80	122	120.5	1.5	10	8
SFK205N-0890-10A-01KX	8.9	45.9	61	103	101.5	1.5	10	5
SFK203N-0900-10A-01KX	9	28.5	47	89	87.5	1.5	10	3
SFK205N-0900-10A-01KX	9	46.5	61	103	101.5	1.5	10	5
SFK208N-0900-10A-01KX	9	73.5	80	122	120.5	1.5	10	8
SFK203N-0910-10A-01KX	9.1	28.8	47	89	87.5	1.5	10	3
SFK205N-0910-10A-01KX	9.1	47	61	103	101.5	1.5	10	5
SFK207N-0910-10A-01KX	9.1	63.7	80	122	120.5	1.5	10	7
SFK203N-0920-10A-01KX	9.2	29.1	47	89	87.4	1.6	10	3
SFK205N-0920-10A-01KX	9.2	47.5	61	103	101.4	1.6	10	5
SFK207N-0920-10A-01KX	9.2	64.4	80	122	120.4	1.6	10	7
SFK203N-0930-10A-01KX	9.3	29.4	47	89	87.4	1.6	10	3
SFK205N-0930-10A-01KX	9.3	48	61	103	101.4	1.6	10	5
SFK207N-0930-10A-01KX	9.3	65.1	80	122	120.4	1.6	10	7
SFK203N-0940-10A-01KX	9.4	29.7	47	89	87.4	1.6	10	3
SFK205N-0940-10A-01KX	9.4	48.5	61	103	101.4	1.6	10	5
SFK207N-0940-10A-01KX	9.4	65.8	80	122	120.4	1.6	10	7
SFK203N-0950-10A-01KX	9.5	30	47	89	87.4	1.6	10	3
SFK205N-0950-10A-01KX	9.5	48.7	61	103	101.4	1.6	10	5
SFK207N-0950-10A-01KX	9.5	66.5	80	122	120.4	1.6	10	7
SFK203N-0960-10A-01KX	9.6	30.3	47	89	87.4	1.6	10	3
SFK205N-0960-10A-01KX	9.6	48.5	61	103	101.4	1.6	10	5
SFK207N-0960-10A-01KX	9.6	67.2	80	122	120.4	1.6	10	7
SFK203N-0970-10A-01KX	9.7	30.7	47	89	87.3	1.7	10	3
SFK207N-0970-10A-01KX	9.7	67.9	80	122	120.3	1.7	10	7
SFK203N-0980-10A-01KX	9.8	31	47	89	87.3	1.7	10	3
SFK205N-0980-10A-01KX	9.8	48.3	61	103	101.3	1.7	10	5
SFK207N-0980-10A-01KX	9.8	68.6	80	122	120.3	1.7	10	7
SFK203N-0990-10A-01KX	9.9	31.3	47	89	87.3	1.7	10	3
SFK205N-0990-10A-01KX	9.9	48.1	61	103	101.3	1.7	10	5
SFK207N-0990-10A-01KX	9.9	69.3	80	122	120.3	1.7	10	7
SFK203N-1000-10A-01KX	10	31.6	47	89	87.3	1.7	10	3
SFK205N-1000-10A-01KX	10	50	61	103	101.3	1.7	10	5
SFK207N-1000-10A-01KX	10	70	80	122	120.3	1.7	10	7
SFK203N-1010-12A-01KX	10.1	31.9	47	89	87.3	1.7	12	3
SFK205N-1010-12A-01KX	10.1	52.1	61	103	101.3	1.7	12	5
SFK208N-1010-12A-01KX	10.1	82.4	96	141	139.3	1.7	12	8
SFK203N-1020-12A-01KX	10.2	32.3	55	102	100.3	1.7	12	3

订货号 Ordering code	尺寸 Dimension (mm)							长径比
	DC	LU	LCF	OAL	LF	PL	DCON	ULDR
SFK205N-1020-12A-01KX	10.2	52.7	71	118	116.3	1.7	12	5
SFK208N-1020-12A-01KX	10.2	83.3	96	141	139.3	1.7	12	8
SFK203N-1030-12A-01KX	10.3	32.6	55	102	100.2	1.8	12	3
SFK205N-1030-12A-01KX	10.3	53.2	71	118	116.2	1.8	12	5
SFK208N-1030-12A-01KX	10.3	84.1	96	141	139.2	1.8	12	8
SFK203N-1040-12A-01KX	10.4	32.9	55	102	100.2	1.8	12	3
SFK205N-1040-12A-01KX	10.4	53.7	71	118	116.2	1.8	12	5
SFK208N-1040-12A-01KX	10.4	84.9	96	141	139.2	1.8	12	8
SFK203N-1050-12A-01KX	10.5	33.2	55	102	100.2	1.8	12	3
SFK205N-1050-12A-01KX	10.5	54.2	71	118	116.2	1.8	12	5
SFK208N-1050-12A-01KX	10.5	85.7	96	141	139.2	1.8	12	8
SFK205N-1060-12A-01KX	10.6	54.7	71	118	116.2	1.8	12	5
SFK203N-1070-12A-01KX	10.7	33.8	55	102	100.2	1.8	12	3
SFK205N-1070-12A-01KX	10.7	55.2	71	118	116.2	1.8	12	5
SFK203N-1080-12A-01KX	10.8	34.2	55	102	100.2	1.8	12	3
SFK205N-1080-12A-01KX	10.8	55.8	71	118	116.2	1.8	12	5
SFK208N-1080-12A-01KX	10.8	88.2	96	141	139.2	1.8	12	8
SFK205N-1090-12A-01KX	10.9	56.3	71	118	116.1	1.9	12	5
SFK203N-1100-12A-01KX	11	34.8	55	102	100.1	1.9	12	3
SFK205N-1100-12A-01KX	11	56.8	71	118	116.1	1.9	12	5
SFK207N-1100-12A-01KX	11	77	96	141	139.1	1.9	12	7
SFK203N-1110-12A-01KX	11.1	35.1	55	102	100.1	1.9	12	3
SFK205N-1110-12A-01KX	11.1	57.3	71	118	116.1	1.9	12	5
SFK207N-1110-12A-01KX	11.1	77.8	96	141	139.1	1.9	12	7
SFK203N-1120-12A-01KX	11.2	35.4	55	102	100.1	1.9	12	3
SFK205N-1120-12A-01KX	11.2	57.6	71	118	116.1	1.9	12	5
SFK208N-1120-12A-01KX	11.2	78.4	96	141	139.1	1.9	12	7
SFK203N-1130-12A-01KX	11.3	35.7	55	102	100.1	1.9	12	3
SFK205N-1130-12A-01KX	11.3	57.4	71	118	116.1	1.9	12	5
SFK207N-1130-12A-01KX	11.3	79.1	96	141	139.1	1.9	12	7
SFK203N-1140-12A-01KX	11.4	36.1	55	102	100	2	12	3
SFK203N-1150-12A-01KX	11.5	36.4	55	102	100	2	12	3
SFK205N-1150-12A-01KX	11.5	57.2	71	118	116	2	12	5
SFK207N-1150-12A-01KX	11.5	80.5	96	141	139	2	12	7
SFK203N-1160-12A-01KX	11.6	36.7	55	102	100	2	12	3
SFK203N-1170-12A-01KX	11.7	37	55	102	100	2	12	3
SFK205N-1170-12A-01KX	11.7	57	71	118	116	2	12	5
SFK203N-1180-12A-01KX	11.8	37.3	55	102	100	2	12	3
SFK205N-1180-12A-01KX	11.8	56.8	71	118	116	2	12	5
SFK207N-1180-12A-01KX	11.8	82.6	96	141	139	2	12	7
SFK203N-1190-12A-01KX	11.9	37.6	55	102	100	2	12	3

注：① 本页产品按订单生产，询价请联系用朴销售代表
All proudcts on this page are made-to-order, please contact Yongpu sales representative for quotation and ordering

② 切削参数请参考本部分样本的末页
Cutting data, please go to page 59

VTDrill SFK

铸铁通用钻头 Versatile solid carbide drills for ISO-K

GZVictor

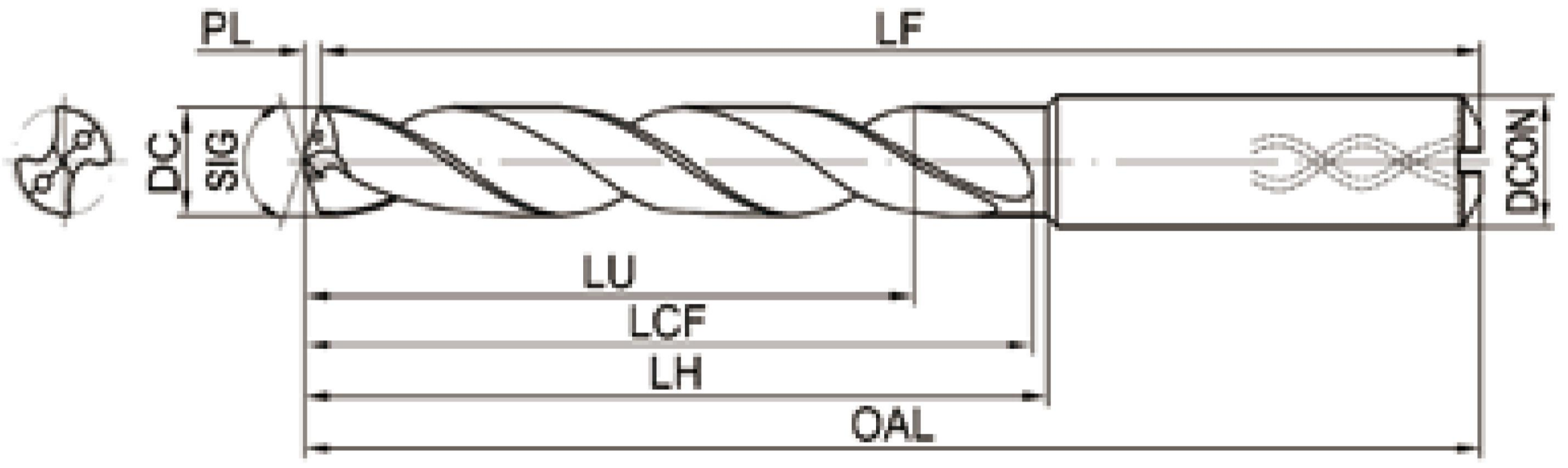

柄部直径公差 Shank diameter tolerance	h6
SIG	140°
最大修磨次数 Max. reconditioning times	5

内冷钻头 internal coolant design

订货号 Ordering code	尺寸 Dimension (mm)							长径比
	DC	LU	LCF	OAL	LF	PL	DCON	ULDR
SFK207N-1190-12A-01KX	11.9	97.1	96	141	139	2	12	7
SFK203N-1200-12A-01KX	12	38	55	102	99.9	2.1	12	3
SFK205N-1200-12A-01KX	12	60	71	118	115.9	2.1	12	5
SFK207N-1200-12A-01KX	12	84	96	141	138.9	2.1	12	7
SFK203N-1210-14A-01KX	12.1	38.3	55	107	99.9	2.1	14	3
SFK205N-1210-14A-01KX	12.1	62.5	71	118	115.9	2.1	14	5
SFK208N-1210-14A-01KX	12.1	96.8	108	155	152.9	2.1	14	8
SFK203N-1220-14A-01KX	12.2	38.6	60	107	104.9	2.1	14	3
SFK205N-1220-14A-01KX	12.2	62.4	77	124	121.9	2.1	14	5
SFK208N-1220-14A-01KX	12.2	97.6	108	155	152.9	2.1	14	8
SFK203N-1230-14A-01KX	12.3	38.9	60	107	104.9	2.1	14	3
SFK205N-1230-14A-01KX	12.3	62.2	77	124	121.9	2.1	14	5
SFK208N-1230-14A-01KX	12.3	98.4	108	155	152.9	2.1	14	8
SFK203N-1250-14A-01KX	12.5	39.5	60	107	104.9	2.1	14	3
SFK205N-1250-14A-01KX	12.5	63	77	124	121.9	2.1	14	5
SFK207N-1250-14A-01KX	12.5	88	108	155	152.9	2.1	14	7
SFK203N-1260-14A-01KX	12.6	39.9	60	107	104.8	2.2	14	3
SFK203N-1270-14A-01KX	12.7	40.2	60	107	104.8	2.2	14	3
SFK205N-1270-14A-01KX	12.7	64	77	124	121.8	2.2	14	5
SFK207N-1270-14A-01KX	12.7	88.9	108	155	152.8	2.2	14	7
SFK203N-1280-14A-01KX	12.8	40.5	60	107	104.8	2.2	14	3
SFK205N-1280-14A-01KX	12.8	64.6	77	124	121.8	2.2	14	5
SFK207N-1280-14A-01KX	12.8	89.6	108	155	152.8	2.2	14	7
SFK203N-1300-14A-01KX	13	41.1	60	107	104.8	2.2	14	3
SFK205N-1300-14A-01KX	13	61.4	77	124	121.8	2.2	14	5
SFK207N-1300-14A-01KX	13	91	108	155	152.8	2.2	14	7
SFK203N-1310-14A-01KX	13.1	41.4	60	107	104.7	2.3	14	3
SFK205N-1310-14A-01KX	13.1	61.3	77	124	121.7	2.3	14	5
SFK207N-1310-14A-01KX	13.1	91.7	108	155	152.7	2.3	14	7
SFK203N-1350-14A-01KX	13.5	42.7	60	107	104.7	2.3	14	3
SFK205N-1350-14A-01KX	13.5	60.8	77	124	121.7	2.3	14	5
SFK207N-1350-14A-01KX	13.5	94.5	108	155	152.7	2.3	14	7
SFK203N-1380-14A-01KX	13.8	43.4	60	107	104.6	2.4	14	3
SFK205N-1380-14A-01KX	13.8	60.4	77	124	121.6	2.4	14	5
SFK207N-1380-14A-01KX	13.8	96.6	108	155	152.6	2.4	14	7
SFK203N-1400-14A-01KX	14	44.3	60	107	104.6	2.4	14	3
SFK205N-1400-14A-01KX	14	63	77	124	121.6	2.4	14	5
SFK207N-1400-14A-01KX	14	98	108	155	152.6	2.4	14	7
SFK203N-1450-16A-01KX	14.5	45.8	65	115	112.5	2.5	16	3
SFK205N-1450-16A-01KX	14.5	68.5	83	133	130.5	2.5	16	5
SFK205N-1480-16A-01KX	14.8	68.2	83	133	130.4	2.6	16	5

订货号 Ordering code	尺寸 Dimension (mm)							长径比
	DC	LU	LCF	OAL	LF	PL	DCON	ULDR
SFK203N-1500-16A-01KX	15	47.4	65	115	112.4	2.6	16	3
SFK205N-1500-16A-01KX	15	68	83	133	130.4	2.6	16	5
SFK203N-1550-16A-01KX	15.5	49	65	115	112.3	2.7	16	3
SFK205N-1550-16A-01KX	15.5	67.5	83	133	130.3	2.7	16	5
SFK203N-1580-16A-01KX	15.8	49.2	65	115	112.2	2.8	16	3
SFK205N-1580-16A-01KX	15.8	67.2	83	133	130.2	2.8	16	5
SFK203N-1600-16A-01KX	16	49	65	115	112.2	2.8	16	3
SFK205N-1600-16A-01KX	16	67	83	133	130.2	2.8	16	5
SFK207N-1600-16A-01KX	16	111	121	171	168.2	2.8	16	7
SFK203N-1650-18A-01KX	16.5	52.1	73	123	120.2	2.8	18	3
SFK205N-1650-18A-01KX	16.5	76.5	93	143	140.2	2.8	18	5
SFK203N-1680-18A-01KX	16.8	53	73	123	120.2	2.8	18	3
SFK205N-1700-18A-01KX	17	76	93	143	140.2	2.8	18	5
SFK203N-1750-18A-01KX	17.5	55.2	73	123	120.2	2.8	18	3
SFK204N-1750-18A-01KX	17.5	70	95	143	140.2	2.8	18	4
SFK204N-1780-18A-01KX	17.8	71.2	95	143	140.1	2.9	18	4
SFK203N-1800-18A-01KX	18	56.8	73	123	120.1	2.9	18	3
SFK204N-1800-18A-01KX	18	72	93	143	140.1	2.9	18	4
SFK203N-1850-20A-01KX	18.5	58.4	79	131	128.1	2.9	20	3
SFK203N-1880-20A-01KX	18.8	59.3	79	131	128.1	2.9	20	3
SFK205N-1880-20A-01KX	18.8	86	101	153	150.1	2.9	20	5
SFK203N-1900-20A-01KX	19	59.9	79	131	128.1	2.9	20	3
SFK203N-2000-20A-01KX	20	63	79	131	127.9	3.1	20	3

注：① 本页产品按订单生产，询价请联系用朴销售代表
All proudcts on this page are made-to-order, please contact Yongpu sales representative for quotation and ordering

② 切削参数请参考本部分样本的末页
Cutting data, please go to page 59

VTDrill SFK

铸铁通用钻头 Versatile solid carbide drills for ISO-K

带内冷设计 internal coolant

ISO	MC材料编号 MC No.	工件材料 Component material	布氏硬度 Hardness Brinell	线速度 VC(m/min) Cutting speed		
				最小 Min.	起始 Start	最大 Max.
K		可锻铸铁 Malleable iron				
	K1.1.C.NS	铁素体 珠光体 Ferritic Pearlitic	200	80	100	120
		灰铸铁 (GCI)				
	K2.1.C.UT	低抗拉强度 Low tensile strength	180	100	120	140
	K2.2.C.UT	高抗拉强度 High tensile strength	245	80	100	120
	K2.3.C.UT	高抗拉强度 High tensile strength	175	100	120	140
		球墨铸铁 (NDI)				
	K3.1.C.UT	铁素体 珠光体 Ferritic Pearlitic	155	100	120	140
	K3.2.C.UT	珠光体 Perlitic	215	80	100	120
	K3.3.C.UT	珠光体 Perlitic	265	100	120	140
	K3.5.C.UT	珠光体 Perlitic	190	100	120	140
	K5.1.C.UT	ADI-等温淬火球墨铸铁	300	60	80	100

钻头直径 Drill diameter (mm)	每转进给 Feed Fn(mm/r) *		
	最小 Min.	起始 Start	最大 Max.
3	0.08	0.1	0.12
4	0.1	0.12	0.14
6	0.12	0.16	0.18
8	0.16	0.2	0.24
10	0.2	0.25	0.3
12	0.22	0.28	0.33
16	0.25	0.32	0.38
20	0.26	0.34	0.4

① 切削参数推荐值仅在使用内冷时有效
Cutting data is suitable for internal coolant
② 推荐的内冷切削液压力最小20bar
Coolant pressure recommendation min. 20bar
③ 硬度较高的材料，需要按比例降低转速和进给
In case component material hardness increase, please decrease cutting speed proportionally
④ 如果使用外冷加工，需要调节转速参数以确保切屑成型良好且排屑顺畅
Under external coolant condition, please adjust cutting speed to secure good chips formation and evacuation
⑤ 如果使用外冷加工，必要时降低每转进给以确保排屑顺畅
Under external coolant condition, please decrease feed per revolution to secure chips evacuation

MEMO